

Thank you for downloading!

Thank you so much for downloading this printable! I hope you find it helpful!

This printable is for personal or classroom use only. That means you cannot copy, reproduce, or change any content from the download, except for your own personal, non-commercial use. You may **not** redistribute the contents of my downloads in whole or in part, for any reason. Please do not link directly to the PDF online or share this on Dropbox or another shared website.

Printing Tips: I always recommend using the most-current version of [Adobe Reader](#) with my printables to avoid any printing issues. To put the flip books together, follow these steps:

1. Print on 8.5x11 paper. If you are printing on a different size, you can select "shrink to printable area" to fit it on the page.
2. Cut the pieces out. You can do this or have the students do this, depending on their scissor skills.
3. Have the students color the pictures and practice reading the words.
4. Each page has a number on it. Start with number 1 and layer each paper on top of each other. Then put the family name on top.
5. Place two staples at the top to complete the flip book.

The wonderful clip art used in this printable is from Speech Doodles.



If you have any questions, please email me at angela@teachingmama.org

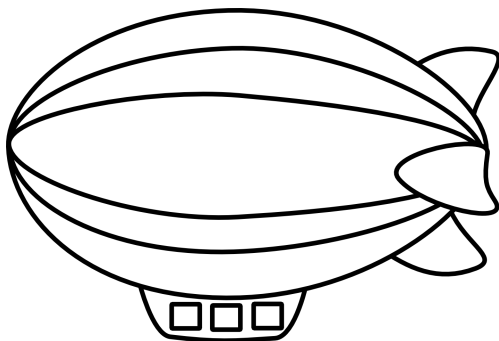
-Angela

bl

blends


teachingmama.org

3



blimp

2




blowfish

1



blender

4



blocks

5



blue

cl blends


teachingmama.org

3




clean

2




cloud

1



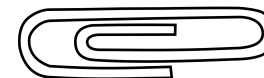
clock

4



clam

5




clip

fl

blends


teachingmama.org

3




flower

2




flamingo

1




flag

4



fly

5




flashlight

gl

blends


teachingmama.org

3



globe

2



gloves

1




glad

4



glue

5

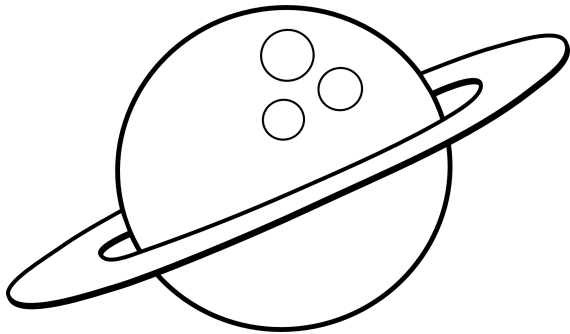


glasses

pl blends


teachingmama.org

3



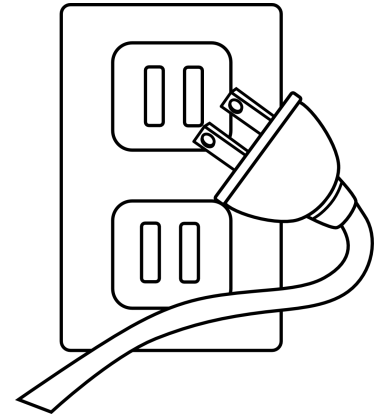
planet

2




plane

1




plug

4



plum

5



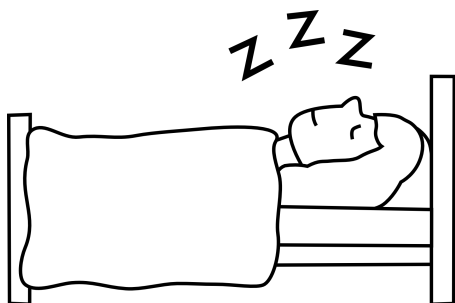
plate

sl

blends


teachingmama.org

3




sleep

2




slip

1



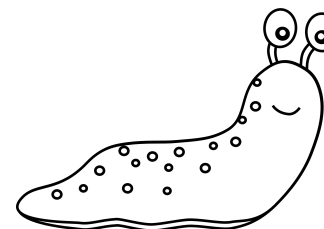
slide

4



sled

5



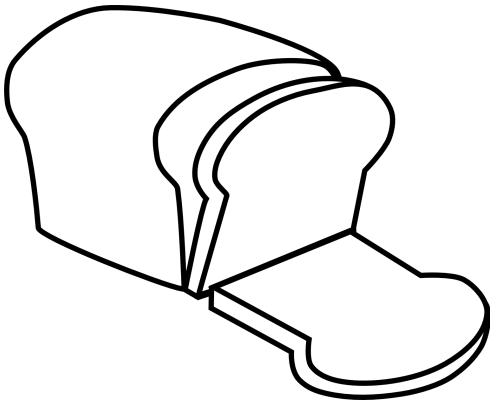
slug

br

blends

teachingmama.org

3



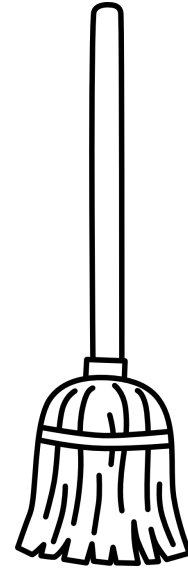
bread

2



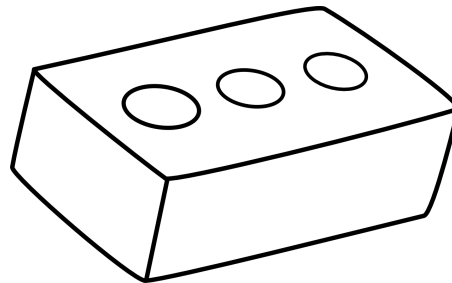
brain

1



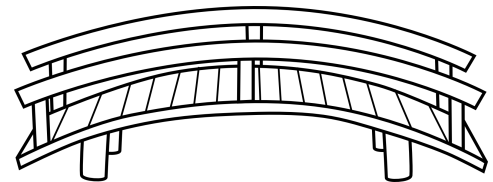
broom

4



brick

5




bridge

cr blends

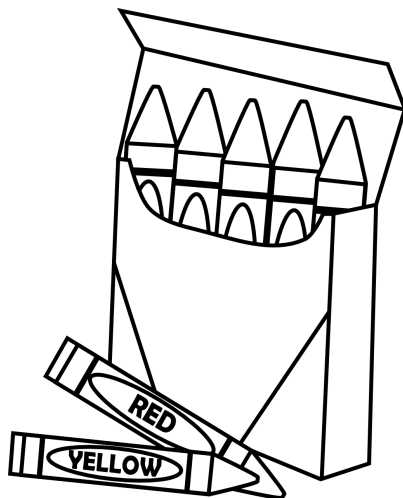
teachingmama.org

3



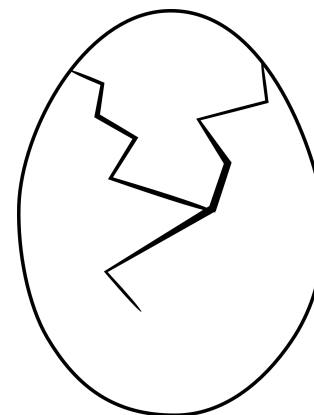
crown

2



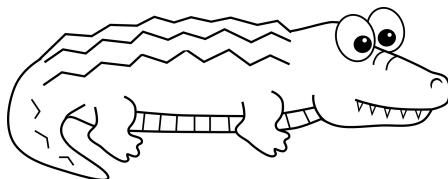
crayons

1




crack

4



crocodile

5

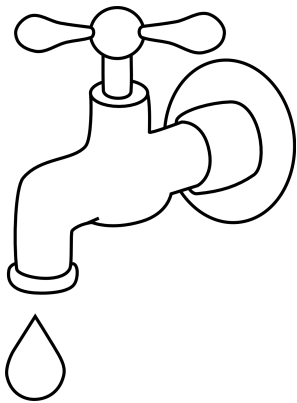


crab

dr blends

teachingmama.org

3




drip

2



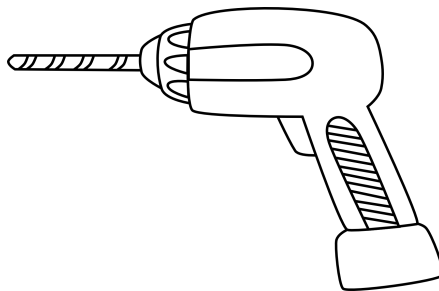
dress

1




dragon

4



drill

5




drum

fr blends


teachingmama.org

3



frog

2




fries

1




fridge

4



friends

5




fruit

gr blends


teachingmama.org

3




grandma

2




grill

1



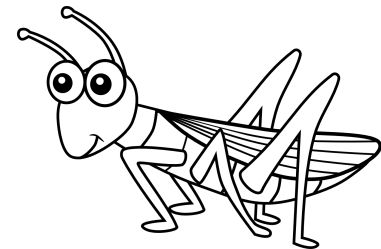
grapes

4



grass

5



grasshopper

pr
blends


teachingmama.org

3




present

2




prince

1



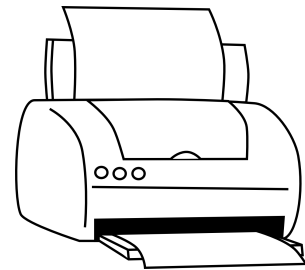
princess

4



pretzel

5




printer

tr

blends


teachingmama.org

3




tractor

2




trash

1




tree

4



train

5




truck

SC

words


teachingmama.org

3




scale

2



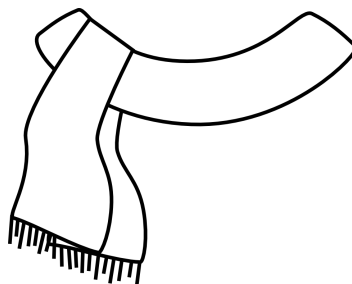
scar

1




scarecrow

4



scarf

5




scuba

sk

words


teachingmama.org

3



skate

2




skull

1



skip

4



skateboard

5



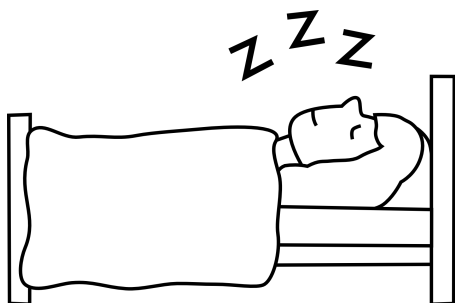
skunk

sl

blends


teachingmama.org

3




sleep

2




slip

1



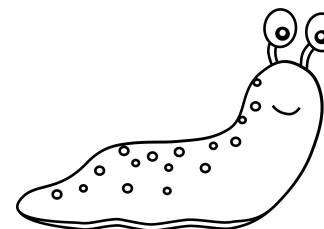
slide

4



sled

5




slug

sm

words

teachingmama.org

3




smash

2




smoke

1




smile

4



smell

5




small

sn

words

teachingmama.org

3




snail

2



sneaker

1




snowman

4



snap

5



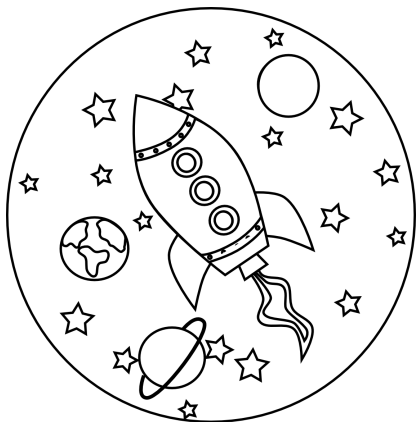
snake

sp

words


teachingmama.org

3



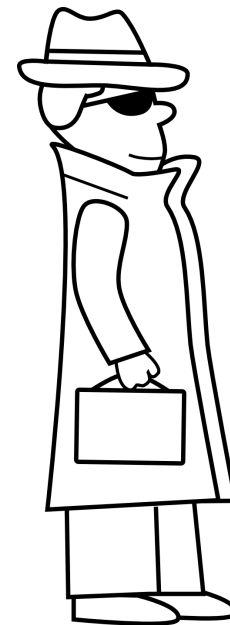
space

2




spider

1



spy

4



spill

5




spoon

st words


teachingmama.org

3




steam

2



star

1



stack

4



stop

5




stick

SW

words


teachingmama.org

3




swan

2




swing

1




sweep

4



switch

5



swat