

Thank you so much for choosing to download this printable! Before printing, please take a look at my Terms and Conditions.

1. This printable, *Vowel Cards*, is for personal or classroom use. By using it, you agree to not copy, reproduce, or change any content from the download, except for your own personal, non-commercial use.
2. You may not redistribute the contents of my downloads in whole or in part, for any reason.
3. If you found this pdf on a site other than teachingmama.org, it is being used in violation of my copyright. Please email me at angela@teachingmama.org if you see this.
4. Please do NOT link directly to the pdf file online (people must be able to visit my website to get the pdf).
5. Do NOT upload this file to a shared website (dropbox, mediafire, 4shared.com)

I hope you can use this printable in your own home or classroom setting. If you liked this printable, I would love it if you shared the link to my blog to others who might be interested. I also love seeing pictures of your children using my teaching ideas. Please feel free to post pictures of your children using it on my facebook page or email me at angela@teachingmama.org.

Thank you for agreeing to my Terms and Conditions and Happy Learning!


Clip art designed by [My Happy Place](#).

Directions: Print the first page. Flip it over and print the second page on the back. Fold on the line. Then cut around the dashed lines. Continue this pattern for all the vowel cards. To see it in action, see this post: <https://teachingmama.org/free-vowel-cards/>


Long 'a'




Short 'a'




a




Long 'e'



Short 'e'




e




Long !!



Short !!




i




Long 'o'



Short 'o'




O



Long 'u'



Short 'u'



u

