

Thank you for downloading!

Thank you so much for downloading this printable! I hope you find it helpful!

These printables are for personal or classroom use only. That means you cannot copy, reproduce, or change any content from the download, except for your own personal, non-commercial use.

- You may **not** redistribute the contents of my downloads in whole or in part, for any reason.
- Please do not link directly to the PDF online or share this on Dropbox or another shared website.

Make sure to use the most current version of Adobe Reader to avoid any printing problems.





















If you have any questions, please email me at angela@teachingmama.org

-Angela





















Directions:

1. Cut apart the flower pieces on page 6.
2. Use the pieces to complete the patterns.





ABAB Pattern





















ABC Pattern


					
					
					
					

AABB Pattern

AAB Pattern



Clip Art by One Stop Digital