

Thank you for downloading!

Thank you so much for downloading this printable! I hope you find it helpful!

These printables are for personal or classroom use only. That means you cannot copy, reproduce, or change any content from the download, except for your own personal, non-commercial use.

- You may **not** redistribute the contents of my downloads in whole or in part, for any reason.
- Please do not link directly to the PDF online or share this on Dropbox or another shared website.

Make sure to use the most current version of Adobe Reader to avoid any printing problems.

If you have any questions, please email me at

angela@teachingmama.org

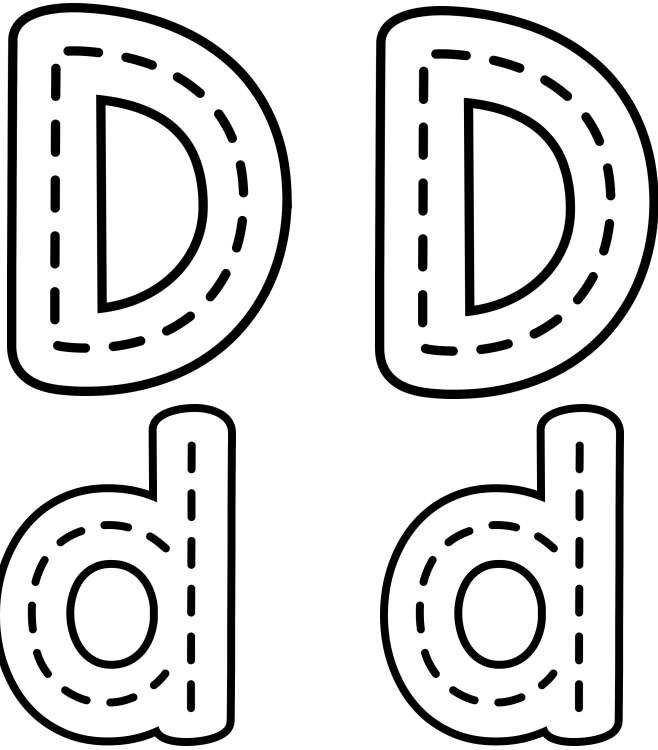


The clip art used in this printable is from the following:

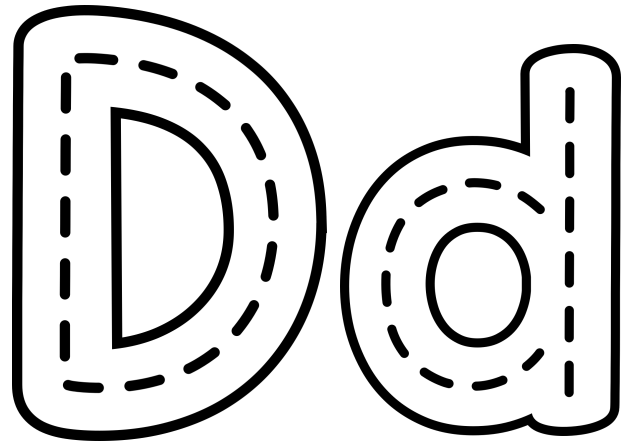
Directions for printing:

1. Print the pages on copy paper. Make sure to choose 'actual size' and 'print on both sides of paper' in the printing settings.
2. Cut across the horizontal line on each page.
3. Fold each piece in half and put the booklet together.
4. Make sure the pages are in order.
5. Staple on the fold.

I can trace
the letter!



Letter




Book

Name:


© teachingmama.org

d is for



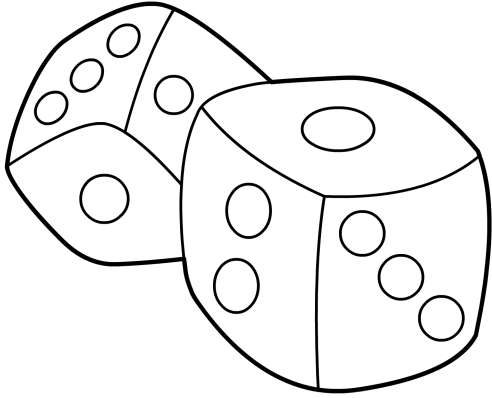
duck.

d is for



drum.


d is for



dice.

1

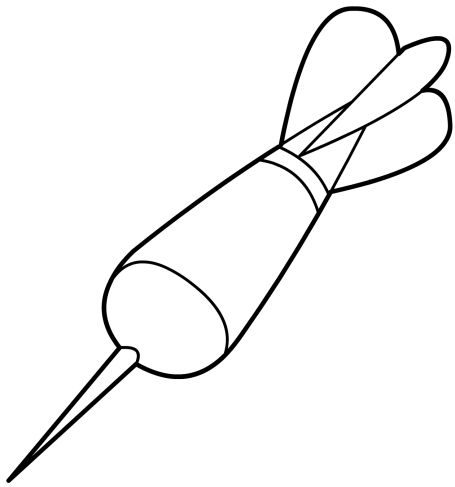
d is for



donut.

6


d is for



dart.

3

d is for



donkey.

4