

Shoe Size Sequencing Task Cards



Shoe Sequencing Task Cards

Instructions:

Cut out cards on solid lines. Fold on dotted.

Cut out shoe manipulatives.

Give student manipulatives and a task card. Demonstrate how to read the numbers, determine the order (LEAST to GREATEST) and put the shoe manipulatives in the correct order. Flip the card and show your student how to check his or her answer. After the card is completed, move on to the next card.

Terms of Use:

This product may be used for your own classroom or personal use.

It may not be shared as a pdf file, on the web, or in any other way.

© TeachingMama.org

Copyright Thanks:




Shoe Manipulatives

Print on cardstock. If desired, laminate for durability. Cut on the solid lines. Use with task cards.



Put the shoe sizes in order.
Flip the card to check your answer.



4

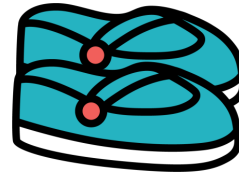


6




2

Put the shoe sizes in order.
Flip the card to check your answer.



5



3




2

Answer



2




4




6

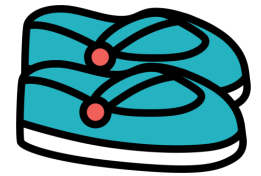
Answer



2




3




5

Put the shoe sizes in order.
Flip the card to check your answer.



7





6




5

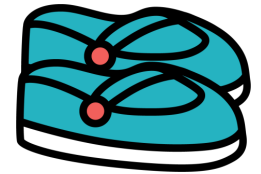
Put the shoe sizes in order.
Flip the card to check your answer.



8




3




5


Answer



5




6

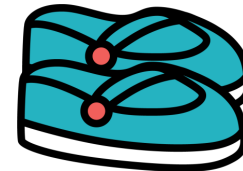


7


Answer



3



5

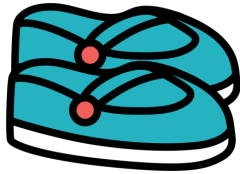


8


Put the shoe sizes in order.
Flip the card to check your answer.



4




7



1

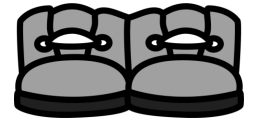
Put the shoe sizes in order.
Flip the card to check your answer.



5




3




4

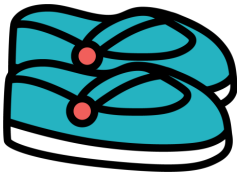
Answer



1



4




7


Answer



3




4




5


Put the shoe sizes in order.
Flip the card to check your answer.



10



9



11

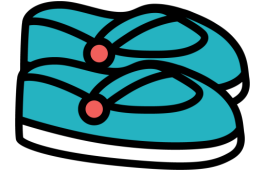
Put the shoe sizes in order.
Flip the card to check your answer.



9




7




2

Answer



9

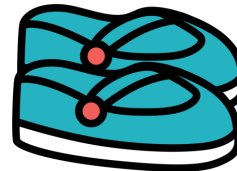


10



11

Answer



2




7



9

Put the shoe sizes in order.
Flip the card to check your answer.



1




3




5


Put the shoe sizes in order.
Flip the card to check your answer.



4




9



1

Answer



1




3




5


Answer



1

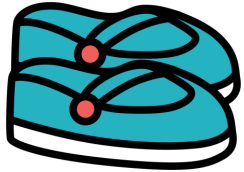


4




9


Put the shoe sizes in order.
Flip the card to check your answer.



2





8



4


Put the shoe sizes in order.
Flip the card to check your answer.



3

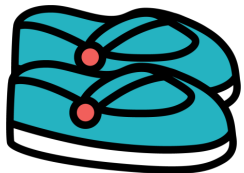


5




6

Answer



2




4




8


Answer



3



5



6