

Thank you for downloading!

Thank you so much for downloading this printable! I hope you find it helpful!

These printables are for personal or classroom use only. That means you cannot copy in mass quantities, reproduce, or change any content from the download, except for your own personal, non-commercial use.

- You may **not** redistribute the contents of my downloads in whole or in part, for any reason.
- Please do not link directly to the PDF online or share this on Dropbox or another shared website.

Make sure to use the most current version of Adobe Reader to avoid any printing problems. If you have any questions, please email me at angela@teachingmama.org

-Angela





The clip art was designed by [Bunny on a Cloud](#).







Directions:

1. Print pages 2-8.
2. Cut out the paper bears on page 8 or use counting bears.
3. Have the child read the color pattern. Ask what color bear comes next at the end. Then place the paper bear or plastic counting bear onto the blank space.





ABAB Patterns



AABB Patterns



ABC Patterns



AAB Patterns















ABB Patterns



Mixed Patterns



Bears

