

# Thank you for downloading!

Thank you so much for downloading this printable! I hope you find it helpful!

These printables are for personal or classroom use only. That means you cannot copy, reproduce, or change any content from the download, except for your own personal, non-commercial use.

- You may **not** redistribute the contents of my downloads in whole or in part, for any reason.
- Please do not link directly to the PDF online or share this on Dropbox or another shared website.

Make sure to use the most current version of Adobe Reader to avoid any printing problems.

If you have any questions, please email me at [angela@teachingmama.org](mailto:angela@teachingmama.org)


Clip art credit:



## Directions:


1. Print the page on card stock paper and cut out the strips.
2. Place them together with the longest strip on the bottom.
3. Staple on the left side.



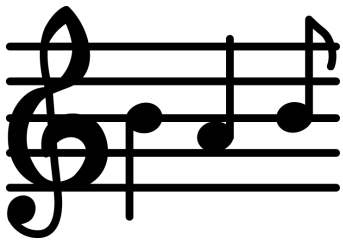


tube


© teachingmama.org



cub




tun




dun

*This book combines  
2 word families.*



fume


© teachingmama.org



fus



hug



mul

*This book combines  
multiple word  
families.*



© teachingmama.org

# cute



# mut