

Thank you for downloading!

Thank you so much for downloading this printable! I hope you find it helpful!

These printables are for personal or classroom use only. That means you cannot copy, reproduce, or change any content from the download, except for your own personal, non-commercial use.

- You may **not** redistribute the contents of my downloads in whole or in part, for any reason.
- Please do not link directly to the PDF online or share this on Dropbox or another shared website.

Make sure to use the most current version of Adobe Reader to avoid any printing problems.

If you have any questions, please email me at angela@teachingmama.org

Clip art credit:


















spring clip art set
BY: MRS. K. GILCHRIST

Name: _____ Date: _____

MISSING NUMBERS







Spring



Name: _____ Date: _____

MISSING NUMBERS

Spring



teachingmama.org

BONUS







CONTINUE WRITING NUMBERS UP TO 50

[illegible]

Name: _____ Date: _____

NUMBER WORDS







Spring



Name: _____ Date: _____

NUMBER WORDS







Spring



Name: _____ Date: _____

NUMBER WORDS





Spring



Name: _____ Date: _____

NUMBER WORDS

Spring




Name: _____ Date: _____


ADDITION



Find the sum. Color the pictures.


Spring







$$1+2=$$


$$8+0=$$


$$3+4=$$


$$5+3=$$


$$6+1=$$





$$7+2=$$

Name: _____ Date: _____

SUBTRACTION

Find the difference. Color the pictures.

Spring



$$6 - 5 =$$

$$4 - 0 =$$

$$9 - 6 =$$

$$3 - 3 =$$

$$5 - 1 =$$

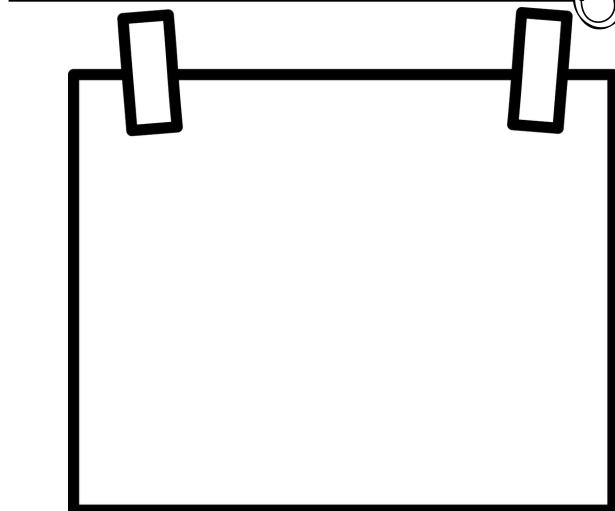

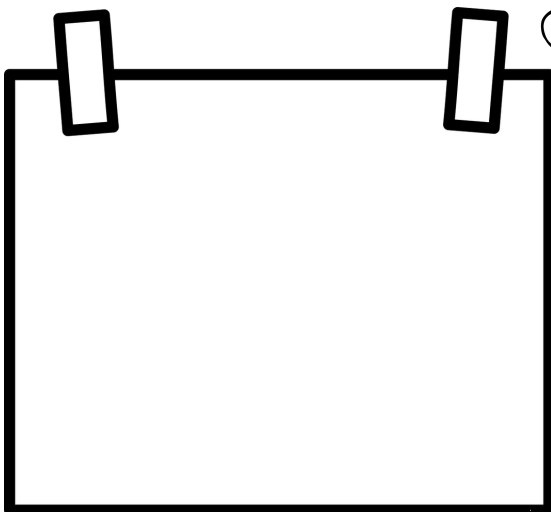
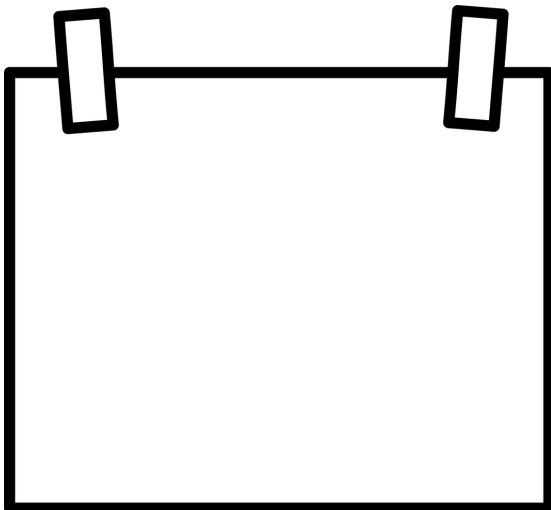
$$2 - 1 =$$

Name: _____ Date: _____

Spring

ADDITION MAT

Practice addition using this mat. Write or use dry erase markers to write the numbers. Draw or use blocks to show the numbers.




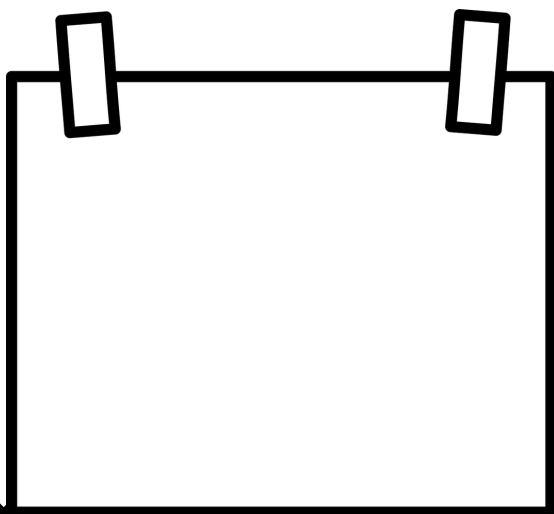
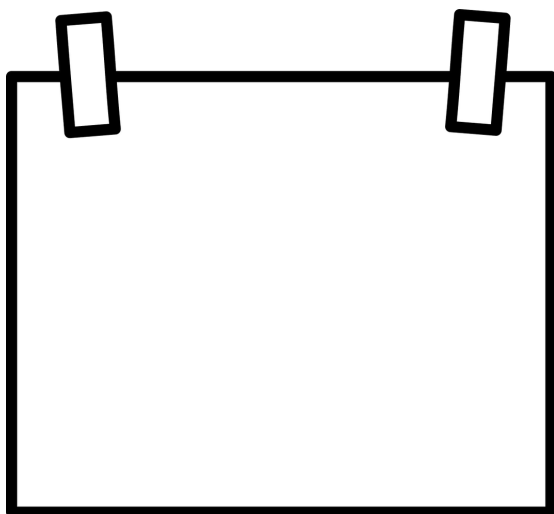
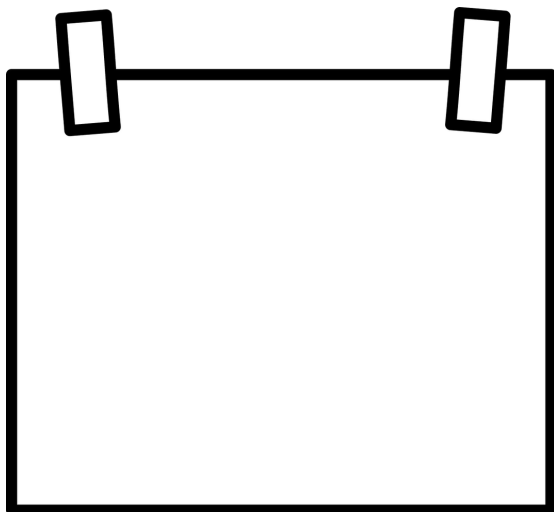


Name: _____ Date: _____

Spring

SUBTRACTION MAT


Practice subtraction using this mat. Write or use dry erase markers to write the numbers. Draw or use blocks to show the numbers.

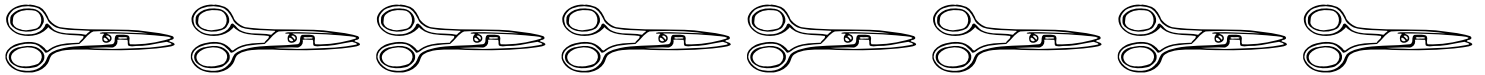


Name: _____ Date: _____

ORDERING NUMBERS

Spring






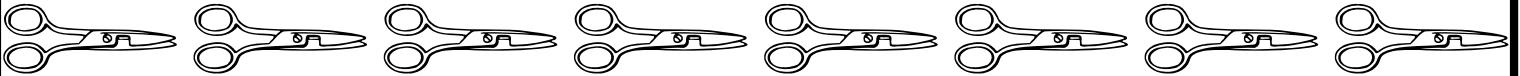
3	7	9	2	6
5	1	8	10	4

Name: _____ Date: _____

ORDERING NUMBERS

Spring





16

15

20

13

19

11

12

17

18

14