

# Thank you for downloading!

Thank you so much for downloading this printable! I hope you find it helpful!

These printables are for personal or classroom use only. That means you cannot copy in mass quantities, reproduce, or change any content from the download, except for your own personal, non-commercial use.

- You may **not** redistribute the contents of my downloads in whole or in part, for any reason.
- Please do not link directly to the PDF online or share this on Dropbox or another shared website.

Make sure to use the most current version of Adobe Reader to avoid any printing problems.

If you have any questions, please email me at [angela@teachingmama.org](mailto:angela@teachingmama.org)

-Angela




Materials needed: 1 die and pawns for each player

## Directions:

1. Print the pages on card stock paper.
2. Cut out the cards on pages 4-6 and place them in a pile face down.
3. Place pawns on START and roll a die.
4. Move the spaces and draw a card. Decide if the item should be recycled, composted, donated, or placed in the trash. Use page three to sort the cards.
5. Continue taking turns and moving around the board.
6. The first person to the end wins!


# Sort the Trash Game




# RECYCLE



# COMPOST




# TRASH



# DONATE






**aerosol can**




**apple core**



**banana peel**




**battery**




**cardboard box**




**light bulb**



**book**




**chicken leg**



**envelope**




**pan**



**paper bag**



**paper**



**pizza**



**plastic bottle**



**plastic bag**



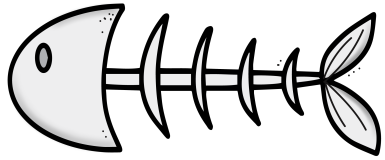
**plastic spray  
bottle**



**plastic water  
bottle**



**soda can**



**fish bones**



**tin can**



**glass bottle**



**glass**



**laptop**



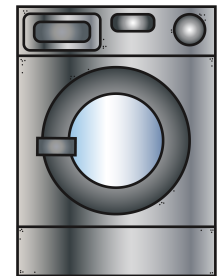
**lettuce**



**milk carton**



**newspaper**



**washing machine**