

Thank you for downloading!

Thank you so much for downloading this printable! I hope you find it helpful!

These printables are for personal or classroom use only. That means you cannot copy, reproduce, or change any content from the download, except for your own personal, non-commercial use.

- You may **not** redistribute the contents of my downloads in whole or in part, for any reason.
- Please do not link directly to the PDF online or share this on Dropbox or another shared website.

Make sure to use the most current version of Adobe Reader to avoid any printing problems.

If you have any questions, please email me at angela@teachingmama.org

Prep:

Make a spinner at the top of the page. You can use a brad and a paper clip, like this.


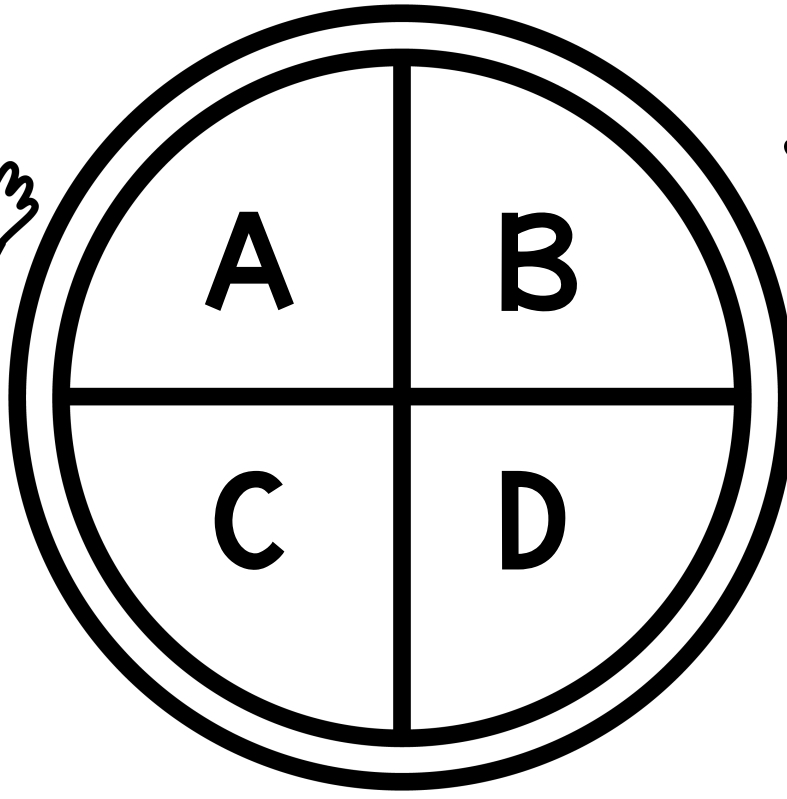

Directions:

1. Spin the spinner.
2. Find the lowercase letter that matches it.
3. Place a chip or mini eraser on top.
4. The first person to get 4 in a row is the winner!

The clip art is from the following:




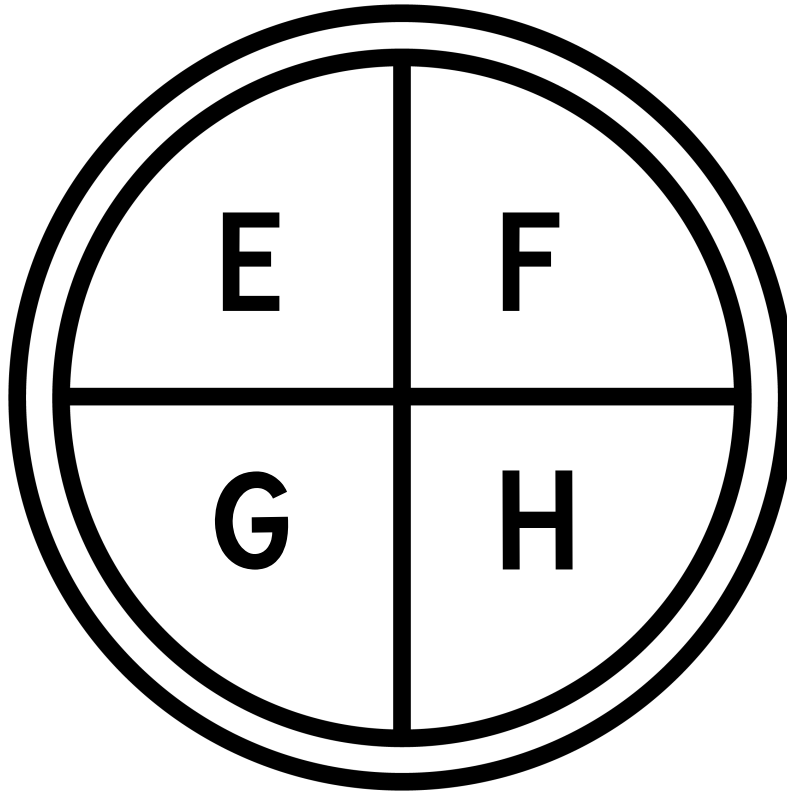

Spin & Cover Alphabet Letters



© teachingmama.org

c	b	a	d	a
d	a	c	b	d
a	c	b	d	a
b	d	c	b	d


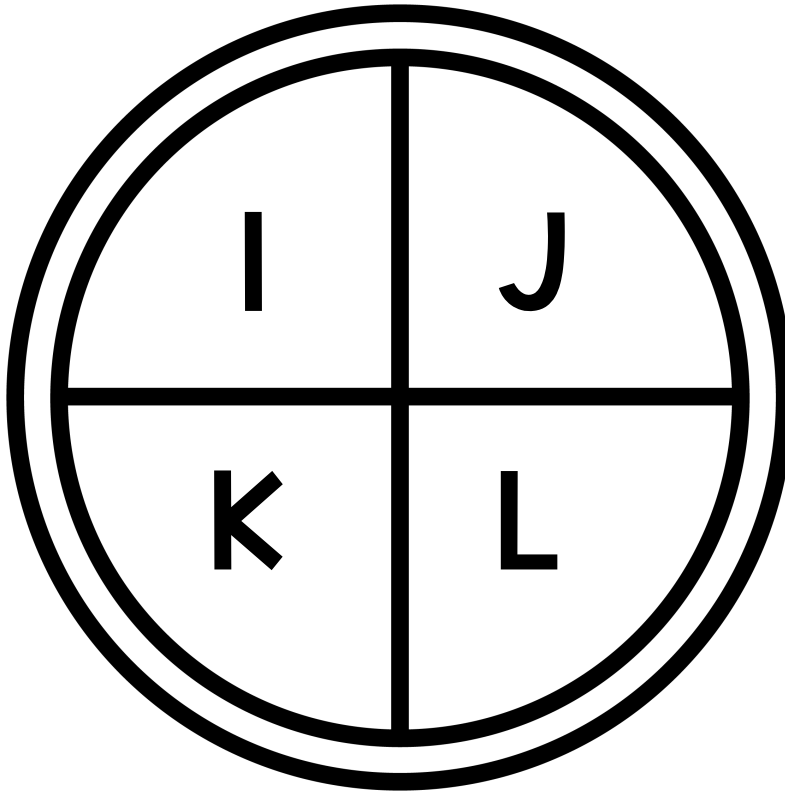
Spin & Cover Alphabet Letters



© teachingmama.org

e	g	f	h	g
h	f	e	g	e
g	h	e	f	g
f	e	g	h	e




Spin & Cover Alphabet Letters



© teachingmama.org

j	k	i	l	j
l	j	l	i	k
k	j	i	l	i
j	k	l	k	j




Spin & Cover Alphabet Letters



© teachingmama.org

p	o	m	n	o
n	p	o	m	p
m	n	p	o	n
o	m	n	p	m


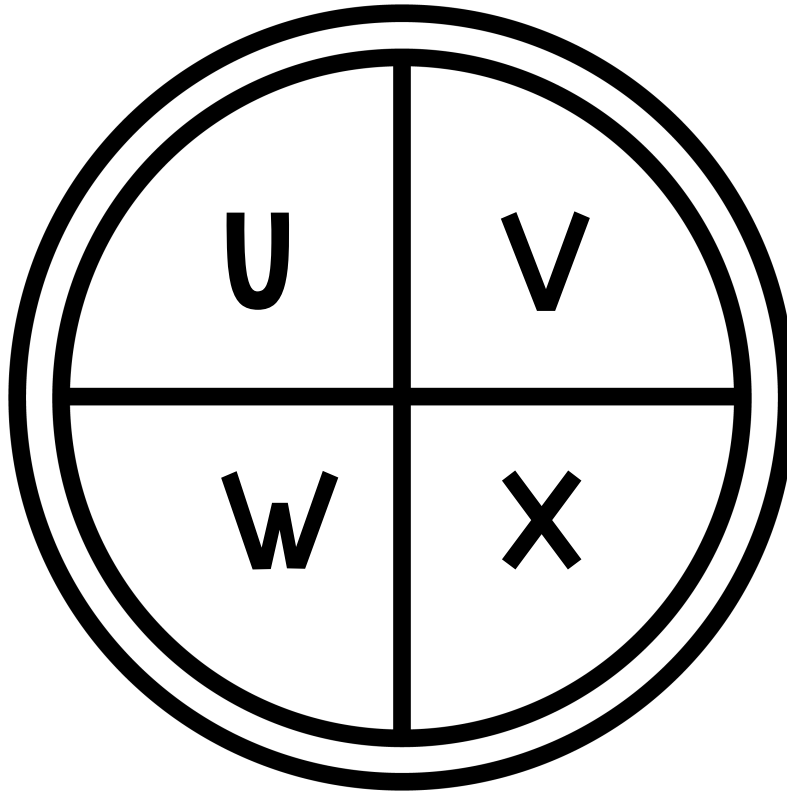

Spin & Cover Alphabet Letters



© teachingmama.org

q	r	s	t	s
r	s	t	r	q
q	r	s	t	r
s	t	r	q	t

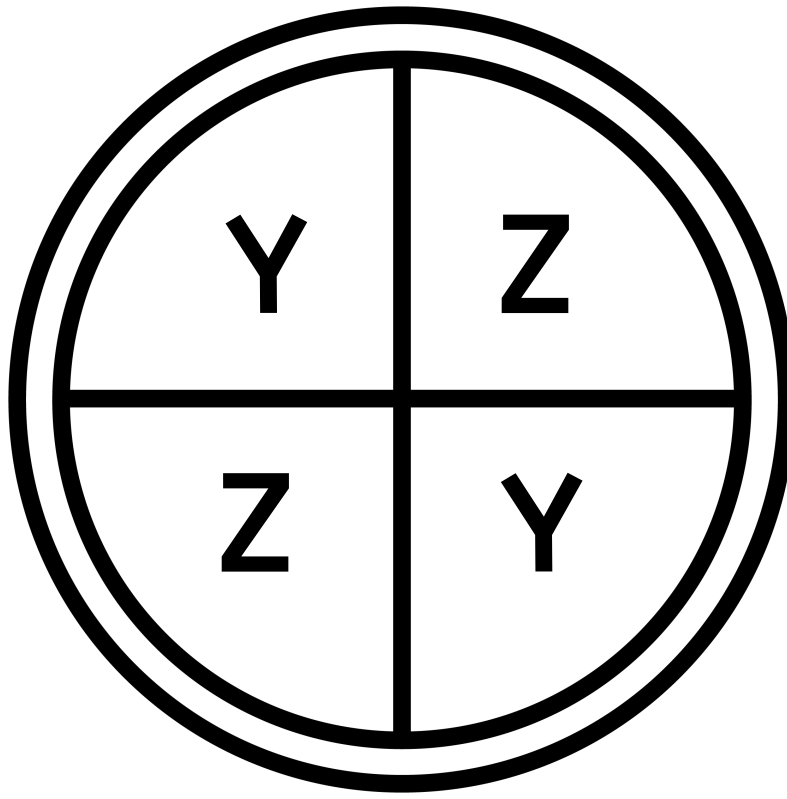

Spin & Cover Alphabet Letters



© teachingmama.org

x	w	u	x	v
w	x	v	u	w
v	w	u	v	x
u	x	v	w	u

Spin & Cover Alphabet Letters



© teachingmama.org

y	z	y	z	y
z	y	z	y	z
y	z	y	z	y
z	y	z	y	z