

# Thank you for downloading!

Thank you so much for downloading this printable! I hope you find it helpful!

These printables are for personal or classroom use only. That means you cannot copy, reproduce, or change any content from the download, except for your own personal, non-commercial use.

- You may **not** redistribute the contents of my downloads in whole or in part, for any reason.
- Please do not link directly to the PDF online or share this on Dropbox or another shared website.

Make sure to use the most current version of Adobe Reader to avoid any printing problems.

If you have any questions, please email me at

[angela@teachingmama.org](mailto:angela@teachingmama.org)


The clip art used in this printable is from the following:




## Directions for printing:

1. Print the pages front to back.
2. Cut across the horizontal line on each page.
3. Fold each piece in half and put the booklet together.
4. Make sure the pages are in order.
5. Staple on the fold.


# Spring Creatures



I can trace the snail.




© teachingmama.org




I can trace the frog.




I can trace the bird.




I can trace the bee.



I can trace the ladybug.



I can trace the bunny.



I can trace the duck.