

Thank you for downloading!

Thank you so much for downloading this printable! I hope you find it helpful!

These printables are for personal or classroom use only. That means you cannot copy in mass quantities, reproduce, or change any content from the download, except for your own personal, non-commercial use.

- You may **not** redistribute the contents of my downloads in whole or in part, for any reason.
- Please do not link directly to the PDF online or share this on Dropbox or another shared website.

Make sure to use the most current version of Adobe Reader to avoid any printing problems.

If you have any questions, please email me at angela@teachingmama.org


-Angela

The clip art was designed by Make it More Creative.



Directions:

1. Print the pages on card stock paper. (Pages 2-4 are black and white and 5-7 are color)
2. Cut out each square and mix them up.
3. Have the child count the strawberry seeds and then circle or clip a clothespin to the correct number.




teachingmama.org

1

0

3




teachingmama.org

2

1

3




teachingmama.org

4

2

1




teachingmama.org

2

4

3




teachingmama.org

6

4

3




teachingmama.org

7

5

6




teachingmama.org

9

6

7




teachingmama.org

7

6

5




teachingmama.org

8

7

6




teachingmama.org

10

8

q




teachingmama.org

q

10

8




teachingmama.org

1

0

3




teachingmama.org

2

1

3




teachingmama.org

4

2

1




teachingmama.org

2

4

3




teachingmama.org

6

4

3




teachingmama.org

7

5

6




teachingmama.org

9

6

7




teachingmama.org

7

6

5




teachingmama.org

8

7

6




teachingmama.org

10

8

q



teachingmama.org

q

10

8