

# Thank you for downloading!

Thank you so much for downloading this printable! I hope you find it helpful!

These printables are for personal or classroom use only. That means you cannot copy in mass quantities, reproduce, or change any content from the download, except for your own personal, non-commercial use.

- You may **not** redistribute the contents of my downloads in whole or in part, for any reason.
- Please do not link directly to the PDF online or share this on Dropbox or another shared website.

Make sure to use the most current version of Adobe Reader to avoid any printing problems.

If you have any questions, please email me at [angela@teachingmama.org](mailto:angela@teachingmama.org)

-Angela

The clip art was designed by Whimsy Clips.



## Directions:

1. Print the pages and either cut the boxes apart or leave it as one page.
2. Have the child look at the picture and spell the CCVC word in the Elkonin boxes.
3. Remind the child that each box has one sound/phoneme. (brag = /b/ r/ /a/ /g/)

# Word Sheet

Page 3 -crab, frog, chop, scar

Page 4 - drop, skip, sled, drum

Page 5 - slug, spin, slam, spot

Page 6 - stem, swan, swat, slip

Page 7 -crab, frog, chop, scar

Page 8 - drop, skip, sled, drum


Page 9 - slug, spin, slam, spot

Page 10 - stem, swan, swat, slip



teachingmama.org

|  |  |  |  |
|--|--|--|--|
|  |  |  |  |
|--|--|--|--|




teachingmama.org

|  |  |  |  |
|--|--|--|--|
|  |  |  |  |
|--|--|--|--|




teachingmama.org

|  |  |  |
|--|--|--|
|  |  |  |
|--|--|--|



teachingmama.org

|  |  |  |  |
|--|--|--|--|
|  |  |  |  |
|--|--|--|--|




teachingmama.org

|  |  |  |  |
|--|--|--|--|
|  |  |  |  |
|--|--|--|--|



teachingmama.org

|  |  |  |  |
|--|--|--|--|
|  |  |  |  |
|--|--|--|--|



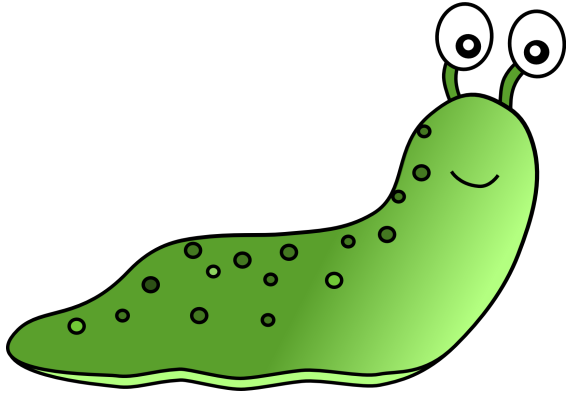
teachingmama.org

|  |  |  |  |
|--|--|--|--|
|  |  |  |  |
|--|--|--|--|



teachingmama.org

|  |  |  |  |
|--|--|--|--|
|  |  |  |  |
|--|--|--|--|



teachingmama.org

|  |  |  |  |
|--|--|--|--|
|  |  |  |  |
|--|--|--|--|




teachingmama.org

|  |  |  |  |
|--|--|--|--|
|  |  |  |  |
|--|--|--|--|




teachingmama.org

|  |  |  |
|--|--|--|
|  |  |  |
|--|--|--|




teachingmama.org

|  |  |  |  |
|--|--|--|--|
|  |  |  |  |
|--|--|--|--|




teachingmama.org

|  |  |  |  |
|--|--|--|--|
|  |  |  |  |
|--|--|--|--|



teachingmama.org

|  |  |  |  |
|--|--|--|--|
|  |  |  |  |
|--|--|--|--|



teachingmama.org

|  |  |  |  |
|--|--|--|--|
|  |  |  |  |
|--|--|--|--|




teachingmama.org


|  |  |  |  |
|--|--|--|--|
|  |  |  |  |
|--|--|--|--|




teachingmama.org




teachingmama.org



teachingmama.org



teachingmama.org




teachingmama.org

|  |  |  |  |
|--|--|--|--|
|  |  |  |  |
|--|--|--|--|




teachingmama.org

|  |  |  |  |
|--|--|--|--|
|  |  |  |  |
|--|--|--|--|



teachingmama.org

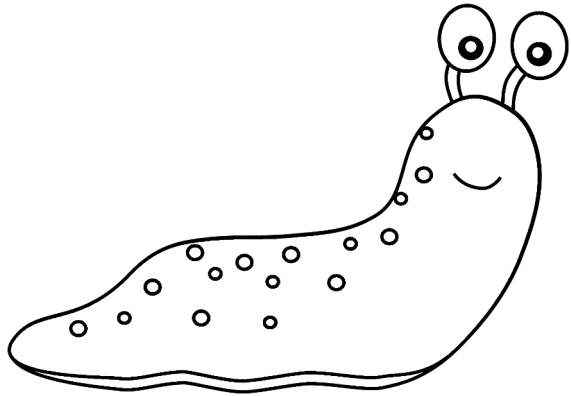
|  |  |  |  |
|--|--|--|--|
|  |  |  |  |
|--|--|--|--|



teachingmama.org


|  |  |  |  |
|--|--|--|--|
|  |  |  |  |
|--|--|--|--|





teachingmama.org

|  |  |  |  |
|--|--|--|--|
|  |  |  |  |
|--|--|--|--|




teachingmama.org

|  |  |  |  |
|--|--|--|--|
|  |  |  |  |
|--|--|--|--|




teachingmama.org

|  |  |  |
|--|--|--|
|  |  |  |
|--|--|--|




teachingmama.org

|  |  |  |  |
|--|--|--|--|
|  |  |  |  |
|--|--|--|--|




teachingmama.org

|  |  |  |  |
|--|--|--|--|
|  |  |  |  |
|--|--|--|--|




teachingmama.org

|  |  |  |  |
|--|--|--|--|
|  |  |  |  |
|--|--|--|--|



teachingmama.org

|  |  |  |  |
|--|--|--|--|
|  |  |  |  |
|--|--|--|--|



teachingmama.org

|  |  |  |  |
|--|--|--|--|
|  |  |  |  |
|--|--|--|--|