

# Thank you for downloading!

Thank you so much for downloading this printable! I hope you find it helpful!

These printables are for personal or classroom use only. That means you cannot copy, reproduce, or change any content from the download, except for your own personal, non-commercial use.

- You may **not** redistribute the contents of my downloads in whole or in part, for any reason.
- Please do not link directly to the PDF online or share this on Dropbox or another shared website.

Make sure to use the most current version of Adobe Reader to avoid any printing problems.

If you have any questions, please email me at [angela@teachingmama.org](mailto:angela@teachingmama.org)

Clip art credit:



Directions:

1. Cut out the pictures on pages 2 and 4. Follow the lines and you will have 12 pictures.
2. Have the child read the time on the pictures and match it to the analog clocks.
3. Glue the pictures to the correct analog clocks to make a whole picture.

4:00

10:00

3:00

11:00

12:00

5:00

1:00

6:00

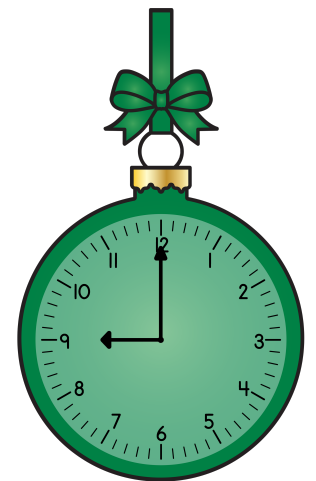











2:00

8:00

7:00

9:00





1:30

3:30

8:15

12:30

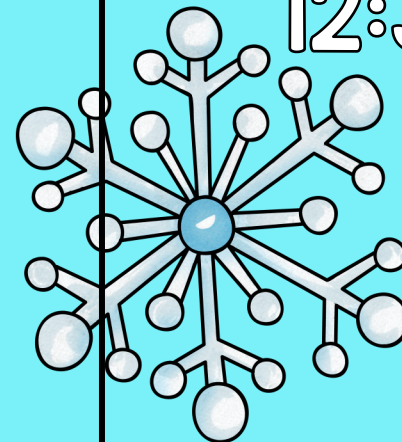



10:15

5:15

6:30

2:15



7:15

9:45

4:30



