

Thank you for downloading!

Thank you so much for downloading this printable! I hope you find it helpful!

These printables are for personal or classroom use only. That means you cannot copy, reproduce, or change any content from the download, except for your own personal, non-commercial use.

- You may **not** redistribute the contents of my downloads in whole or in part, for any reason.
- Please do not link directly to the PDF online or share this on Dropbox or another shared website.

Make sure to use the most current version of Adobe Reader to avoid any printing problems.

If you have any questions, please email me at angela@teachingmama.org

Clip art credit:



Answer Key:
Page 2-

- hug and bug
- map and cap
- bin and win
- mat and cat
- hut and cut

Answer Key:
Page 3-

- hit and sit
- pin and fin
- ten and men
- jet and pet
- hip and lip

Answer Key:
Page 4-

- hat and rat
- wet and net
- tap and map
- lip and rip
- mop and pop
- fin and bin

Answer Key:
Page 5-





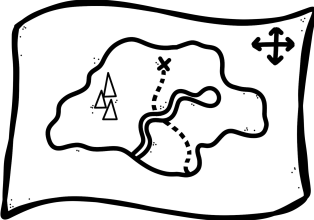



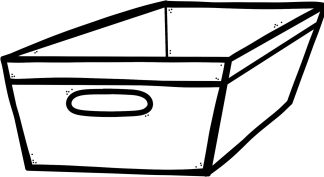



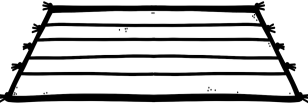







- mat and cat
- cap and nap
- cut and nut
- ten and pen
- sit and mit
- pin and win

Name: _____

Date: _____

Snowing Rhymes

Directions: Color the snowflake with the rhyming word.

















			
			
			
			
			

Name: _____

Date: _____

Snowing Rhymes

Directions: Color the snowflake with the rhyming word.




Name: _____



Date: _____

Sled Shred


Directions: Cut and paste the rhyming word next to each picture.





1.





2.





3.



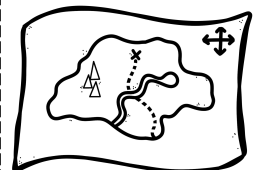
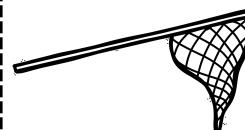
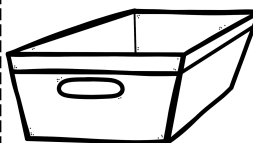





4.



5.



6.




Name: _____


Date: _____

Sled Shred



Directions: Cut and paste the rhyming word next to each picture.





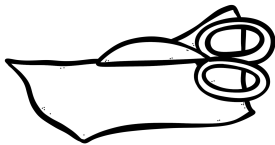
1.





2.




3.



4.



5.



6.

