

Thank you for downloading!

Hi! My name is Angela and I'm the creator behind the decodable reader books! My number one goal is to provide parents and teachers with the tools they need to create a rich early childhood experience for children. I hope you find this printable helpful as you teach your students to read! Check out my [scope and sequence](#) to see more about my decodable readers.

A quick reminder of how you can use this printable.

You may...

- use this printable for your own classroom students or your own personal use.
- reference this printable in a blog post, at seminars, and professional development workshops as long as you provide credit to myself as the author and link back to my website.

You may not...

- claim this work as your own, change the files in any way, scrape my clip art images, or attempt to remove the copyright text.
- sell the files or combine them into another file and offer them for free or for a cost anywhere on the Internet.
- make copies of this printable and distribute them to others.

If you have any questions, please email me at angela@teachingmama.org.

Join the Printables Club!

Printables Club

hundreds of exclusive printables!

ad-free website

high-quality printables

When you join the Printables Club you will find more decodable readers and tons of high-quality printables! Save hours of time with our simple, no-ads website to find resources you can print and use right away with your students! Check out more [HERE](#).

Lesson Plan

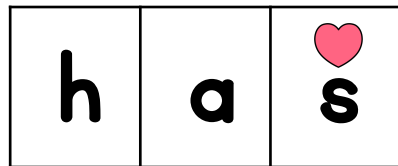
Rich at Lunch - Set 2 Book 1

Focus: Digraphs (ch)

Before Reading:

1. Review the target phonics skill they will be practicing in the decodable reader. In this reader, students will be reading words with the digraph 'ch.'
2. Practice reading letter sounds and words in isolation. Students need to be able to hear the target sounds in the words before they read them. To practice this skill, complete the phonological awareness skill on the following page. Use page 3 to practice spelling the words. (bench, chin, chips)
3. Read the high-frequency words they will read in the story. See the next page for this. If your students need more practice with these words, try the following to map the words:
 1. Say the word.
 2. Tap the sounds in the word with your fingers.
 3. Write the letter or letter cluster that spells those sounds.
 4. Put a heart over the parts that need to be remembered by heart. Check out [this resource](#) for more about heart words.

Example:



4. Ask these pre-reading questions to the students:
 1. What is the name of this story?
 2. What is on the cover?
 3. Do you know what it means to munch?

/ch/

Phonological Awareness

Say the sounds and then read the words and sentence.

1. m u c h n l

2. i p s t b e

3. Rich chip bench lunch

4. Chaz munch bunch chin


5. is he of too has

6. The chip falls on his chin.


Name: _____

CH Words


Look at the pictures and spell the word in the boxes.



--	--	--	--	--



--	--	--	--



--	--	--	--	--

Reading:

Choose one or all of the following for reading this book:

1. **Choral Reading** - Read the story out loud as a group while observing which students are struggling and what they are struggling with.
2. **Echo Reading** - Model fluently reading the text and have the students read the same sentence after. Repeat one page at a time until the book is completed.
3. **Buddy Reading** - Partner students together and have them take turn reading pages.
4. **Whisper Reading** - Read the story in a whisper read. You can listen to specific students and see if they are struggling or need help.
5. **Independent Reading** - Have the students independently read the book.




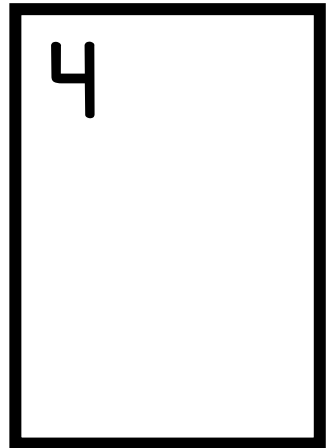

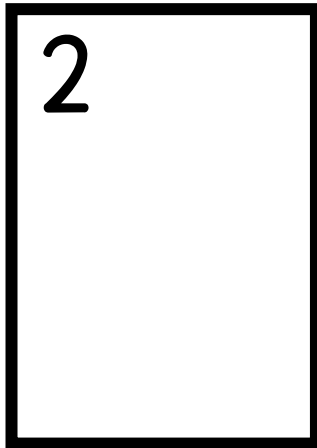

After Reading:

1. After reading through the text, choose some harder words they struggled with reading and do a mini-lesson on decoding. Only choose 1-2 words for this. If you find there are a lot of words that are hard, then consider just doing half the text instead of the whole text.
2. Talk about the phonics skill you're working on. You can highlight the -am words in the text with a highlighter.
3. Ask comprehension questions to check for understanding.
 1. What did Rich eat?
 2. Why did he stop eating chips?
 3. Who joined him on the bench?
4. Retell the story using the printable on the next page.

Name: _____

Retell the Story

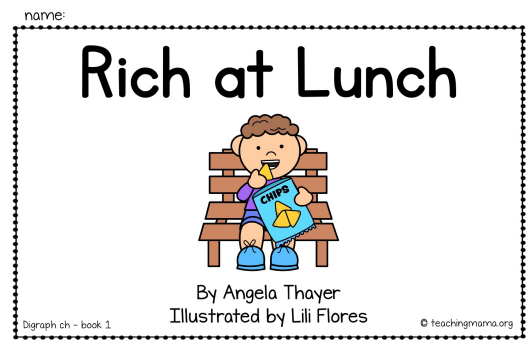
Cut out the 4 pictures and glue them in the order.



Book Options:


HALF PAGE:

This option prints two to a page horizontally for ease of turning pages. Simply print, cut the page in half, and staple on the left side.




HALF PAGE DRAW PICTURES

This option is the same as above, but it has a blank space for the student to draw pictures to match the sentences.




SINGLE PAGE FOLDABLE BOOK

This option is the same story but is condensed onto one page. To make the book, just print the page, fold it one time over and then in half to create the book. You do not have to cut or staple the page.




All books are available in color and black and white.



name:

Rich at Lunch




By Angela Thayer
Illustrated by Lili Flores

Digraph ch - book 1

© teachingmama.org

name:

Rich at Lunch



By Angela Thayer
Illustrated by Lili Flores

Digraph ch - book 1

© teachingmama.org

Decodable Words:

Rich lunch

bench munch

chip bunch

Chaz chat

High-Frequency Words:

is a

he of

has too

Decodable Words:

Rich lunch

bench munch

chip bunch


Chaz chat

High-Frequency Words:


is a

he of


has too




Rich is at lunch. He sits on
a bench.




Rich is at lunch. He sits on
a bench.




Rich gets a bunch of chips.




Rich gets a bunch of chips.




He will munch, munch,
munch!




He will munch, munch,
munch!




The chip falls on his chin.



The chip falls on his chin.




Rich has too much. He sets
the chips on the bench.



Rich has too much. He sets
the chips on the bench.



Chaz is here. Rich will chat
with Chaz.




Chaz is here. Rich will chat
with Chaz.

The chip falls on his chin. Rich has too much. He sets the chips on the bench.




Rich is at lunch. He sits on a bench. Rich gets a bunch of chips. He will munch, munch, munch, munch!



Rich at Lunch




Chaz is here. Rich will chat with Chaz.



Name:

name:

Rich at Lunch




By Angela Thayer
Illustrated by Lili Flores

Digraph ch - book 1

© teachingmama.org

name:

Rich at Lunch



By Angela Thayer
Illustrated by Lili Flores

Digraph ch - book 1

© teachingmama.org

Decodable Words:

Rich lunch

bench munch

chip bunch

Chaz chat

High-Frequency Words:

is a

he of

has too

Decodable Words:

Rich lunch

bench munch

chip bunch


Chaz chat

High-Frequency Words:


is a

he of


has too




Rich is at lunch. He sits on
a bench.




Rich is at lunch. He sits on
a bench.




Rich gets a bunch of chips.




Rich gets a bunch of chips.




He will munch, munch,
munch!




He will munch, munch,
munch!




The chip falls on his chin.




The chip falls on his chin.




Rich has too much. He sets
the chips on the bench.



Rich has too much. He sets
the chips on the bench.



Chaz is here. Rich will chat
with Chaz.




Chaz is here. Rich will chat
with Chaz.


The chip falls on his chin. Rich has too much. He sets the chips on the bench.




Rich is at lunch. He sits on a bench. Rich gets a bunch of chips. He will munch, munch, munch, munch!



Rich at Lunch




Chaz is here. Rich will chat with Chaz.



Name:

name:

Rich at Lunch




By Angela Thayer
Illustrated by Lili Flores

Digraph ch - book 1

© teachingmama.org

name:

Rich at Lunch



By Angela Thayer
Illustrated by Lili Flores

Digraph ch - book 1

© teachingmama.org

Decodable Words:

Rich lunch

bench munch

chip bunch

Chaz chat

High-Frequency Words:

is a

he of

has too

Decodable Words:

Rich lunch

bench munch

chip bunch

Chaz chat

High-Frequency Words:

is a

he of

has too

Rich is at lunch. He sits on
a bench.

Rich is at lunch. He sits on
a bench.

Rich gets a bunch of chips.

Rich gets a bunch of chips.

He will munch, munch,
munch!

He will munch, munch,
munch!

The chip falls on his chin.

The chip falls on his chin.

Rich has too much. He sets
the chips on the bench.

Rich has too much. He sets
the chips on the bench.

Chaz is here. Rich will chat
with Chaz.

Chaz is here. Rich will chat
with Chaz.