

Thank you for downloading!

Thank you so much for downloading this printable! I hope you find it helpful!

These printables are for personal or classroom use only. That means you cannot copy, reproduce, or change any content from the download, except for your own personal, non-commercial use.

- You may **not** redistribute the contents of my downloads in whole or in part, for any reason.
- Please do not link directly to the PDF online or share this on Dropbox or another shared website.

Make sure to use the most current version of Adobe Reader to avoid any printing problems.

If you have any questions, please email me at angela@teachingmama.org

Clip art credit:



Directions:

1. Cut out the strips.
2. Name the colors and determine what the next color is in the pattern.
3. You can use crayons or markers to color in the blank space.

AB Patterns















ABB Patterns



AAB Patterns



ABC Patterns

