

# Thank you for downloading!

Thank you so much for downloading this printable! I hope you find it helpful!

These printables are for personal or classroom use only. That means you cannot copy, reproduce, or change any content from the download, except for your own personal, non-commercial use.

- You may **not** redistribute the contents of my downloads in whole or in part, for any reason.
- Please do not link directly to the PDF online or share this on Dropbox or another shared website.

Make sure to use the most current version of Adobe Reader to avoid any printing problems.

If you have any questions, please email me at [angela@teachingmama.org](mailto:angela@teachingmama.org)




Clip art credit:



Directions:




1. Cover the different lines with beads to practice fine motor skills.
2. You can also use these for tracing practice.

Cover the line with beads to lead the bird to its cage!






© teachingmama.org

Cover the line with beads to lead the dog to its bed!




© teachingmama.org

Cover the line with beads to lead the cat to its food!




© teachingmama.org

Cover the line with beads to lead the goldfish to its fishbowl!




© teachingmama.org

Cover the line with beads to lead the rabbit to its carrot!



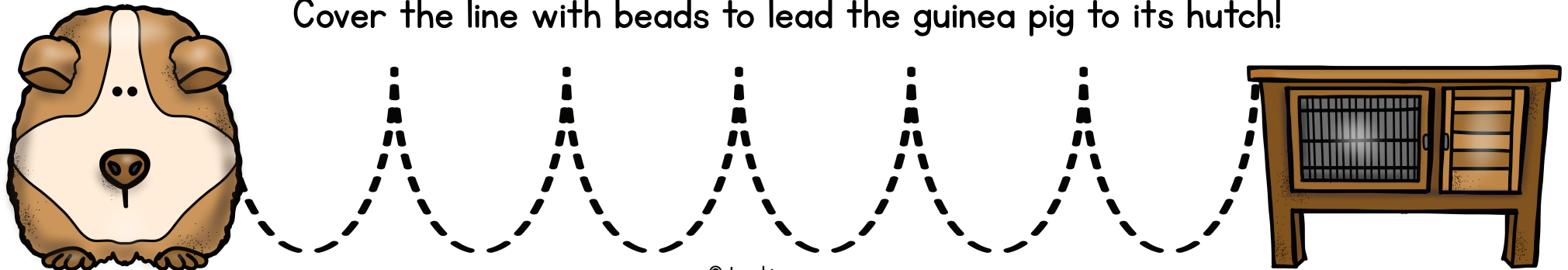
© teachingmama.org

Cover the line with beads to lead the dog to its food!



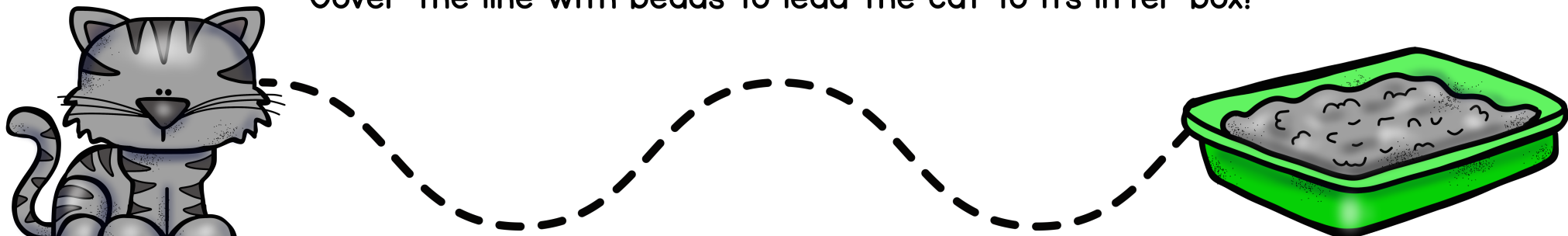
© teachingmama.org

Cover the line with beads to lead the guinea pig to its hutch!





© teachingmama.org

Cover the line with beads to lead the cat to its litter box!





© teachingmama.org

Cover the line with beads to lead the hamster to its hutch!




© teachingmama.org

Cover the line with beads to lead the goldfish to its aquarium!




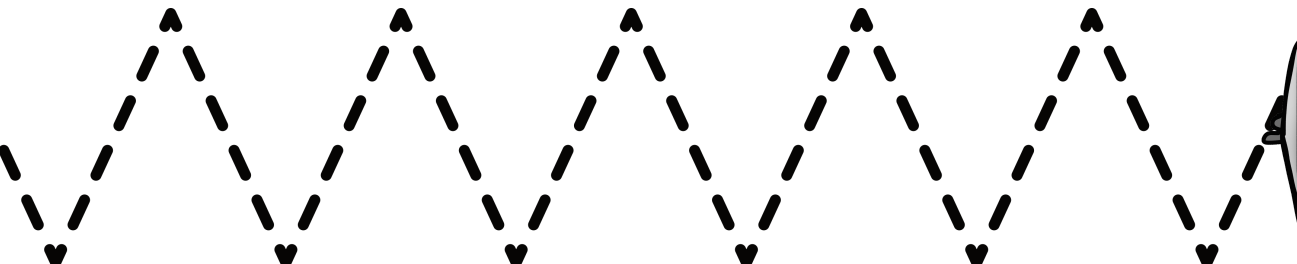

© teachingmama.org

Cover the line with beads to lead the bird to its cage!



© teachingmama.org

Cover the line with beads to lead the mouse to its carrier!



© teachingmama.org