

Thank you for downloading!

Thank you so much for downloading this printable! I hope you find it helpful!

These printables are for personal or classroom use only. That means you cannot copy, reproduce, or change any content from the download, except for your own personal, non-commercial use.

- You may **not** redistribute the contents of my downloads in whole or in part, for any reason.
- Please do not link directly to the PDF online or share this on Dropbox or another shared website.






Make sure to use the most current version of Adobe Reader to avoid any printing problems.






If you have any questions, please email me at angela@teachingmama.org






Name: _____






Pattern Practice






Directions: Color the white heart to complete the pattern.

				
--	---	---	--	---

				
--	---	---	--	---

				
--	---	---	--	---



				
--	---	---	--	---



				
--	---	---	--	---



Name: _____



Pattern Practice



Directions: Color the white heart to complete the pattern.

	
---	---

	
--	--

	
---	---



	
---	---



	
---	---



Name: _____



Pattern Practice



Directions: Color the white heart to complete the pattern.

	
---	---

	
---	---

	
---	---

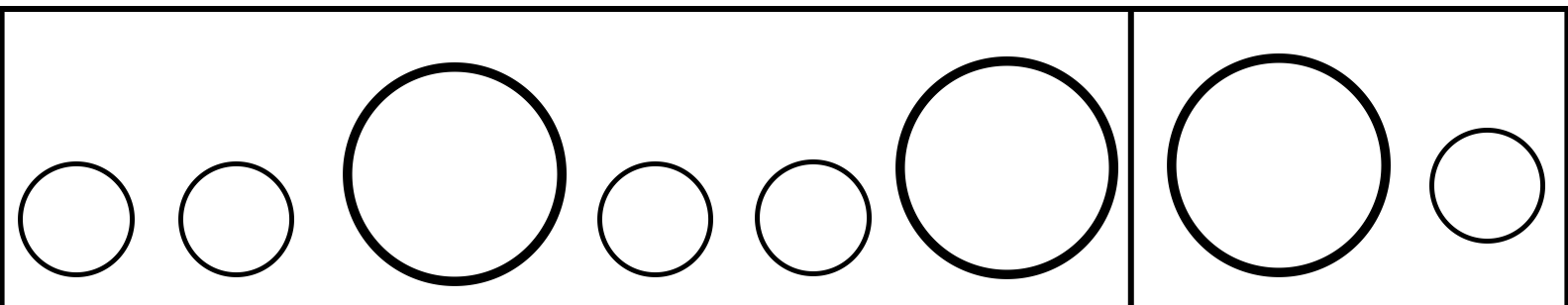
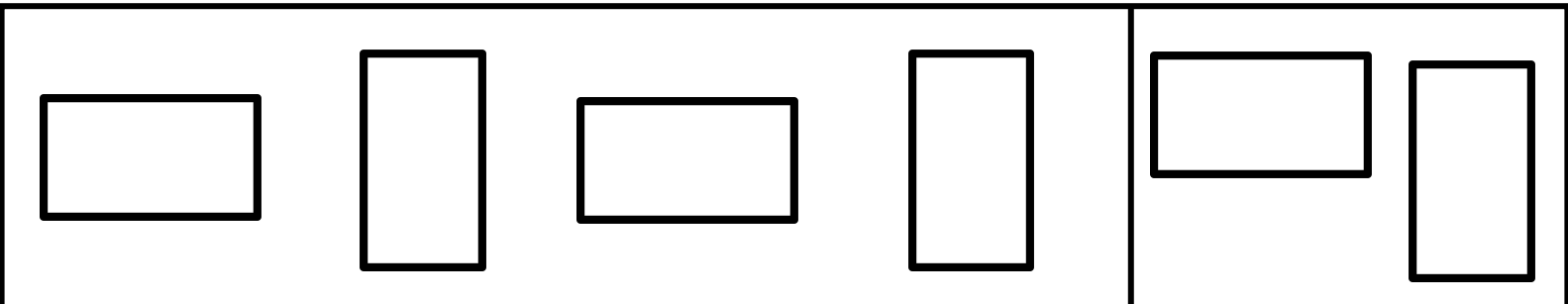

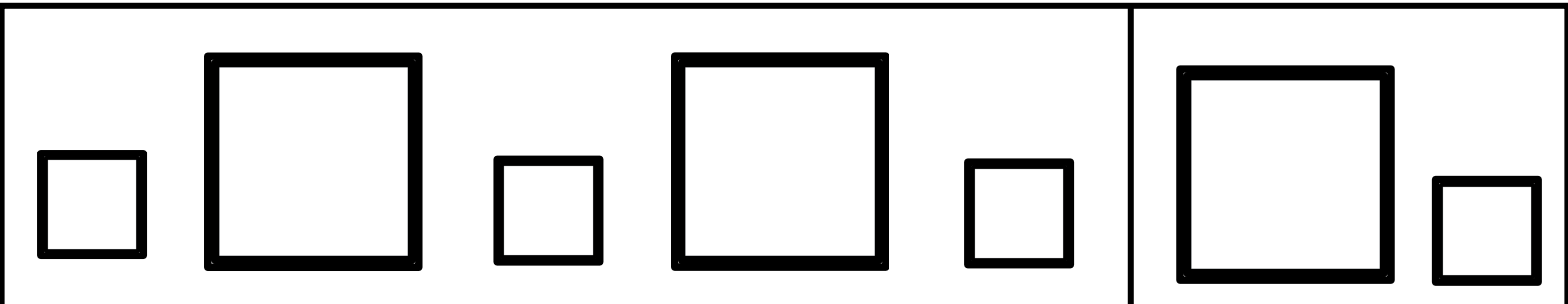

	
---	---

	
---	---

Name: _____

Pattern Practice

Directions: Circle the shape to complete the pattern.



Name: _____

Pattern Practice

Directions: Circle the shape to complete the pattern.

