

Thank you for downloading!

Thank you so much for downloading this printable! I hope you find it helpful!

These printables are for personal or classroom use only. That means you cannot copy, reproduce, or change any content from the download, except for your own personal, non-commercial use.

- You may **not** redistribute the contents of my downloads in whole or in part, for any reason.
- Please do not link directly to the PDF online or share this on Dropbox or another shared website.

Make sure to use the most current version of Adobe Reader to avoid any printing problems. If you have any questions, please email me at angela@teachingmama.org


Clip art credit:



AB Pattern Song

Tune: Oh My Darling


What's the pattern?
What's the pattern
On the board?
Red and purple.
Red and purple.
Red and purple.
What comes next?



AAB Pattern Song

Tune: Oh My Darling


What's the pattern?
What's the pattern
On the board?
Pink, pink, yellow.
Pink, pink, yellow.
Pink, pink, yellow.
What comes next?





ABC Pattern Song


Tune: Oh My Darling

What's the pattern?
What's the pattern
On the board?
Blue, orange, green.
Blue, orange, green.
Blue, orange, green.
What comes next?









Cut out both strips
and tape together.





Cut out the hearts
and have students
complete the
pattern on the
board.




Cut out both strips
and tape together.





Cut out the hearts
and have students
complete the
pattern on the
board.





Cut out both strips
and tape together.



Cut out the hearts
and have students
complete the
pattern on the
board.




Cut out both strips
and tape together.





Cut out the hearts
and have students
complete the
pattern on the
board.

AAB PATTERN





Cut out both strips
and tape together.





Cut out the hearts
and have students
complete the
pattern on the
board.

AAB PATTERN




Cut out both strips and tape together.




Cut out the hearts and have students complete the pattern on the board.

AAB PATTERN




Cut out both strips
and tape together.




Cut out the hearts
and have students
complete the
pattern on the
board.

ABC PATTERN





Cut out both strips
and tape together.





Cut out the hearts
and have students
complete the
pattern on the
board.

ABC PATTERN



Cut out both strips
and tape together.



Cut out the hearts
and have students
complete the
pattern on the
board.

ABC PATTERN