

# Thank you for downloading!

Thank you so much for downloading this printable! I hope you find it helpful!

These printables are for personal or classroom use only. That means you cannot copy, reproduce, or change any content from the download, except for your own personal, non-commercial use.

- You may **not** redistribute the contents of my downloads in whole or in part, for any reason.
- Please do not link directly to the PDF online or share this on Dropbox or another shared website.

Make sure to use the most current version of Adobe Reader to avoid any printing problems.

If you have any questions, please email me at [angela@teachingmama.org](mailto:angela@teachingmama.org)


Clip Art Credit:










Directions:

1. Place pawns on start.
2. The first player rolls the die and moves to that space.
3. The player counts the ladybug spots. If they are correct, they stay on the space. If they are wrong, they move back one space.
4. Take turns moving spaces and counting spots.
5. The first person to reach the end is the winner.

# Count the Spots




Move  
1  
Space









Go  
Back 1  
Space



# Count the Spots



Move  
1  
Space



Go  
Back 1  
Space

