

Thank you for downloading!

Thank you so much for downloading this printable! I hope you find it helpful!

These printables are for personal or classroom use only. That means you cannot copy, reproduce, or change any content from the download, except for your own personal, non-commercial use.

- You may **not** redistribute the contents of my downloads in whole or in part, for any reason.
- Please do not link directly to the PDF online or share this on Dropbox or another shared website.

Make sure to use the most current version of Adobe Reader to avoid any printing problems.

If you have any questions, please email me at angela@teachingmama.org











Directions:

Practice using your listening and phonemic awareness skills with this interactive activity!

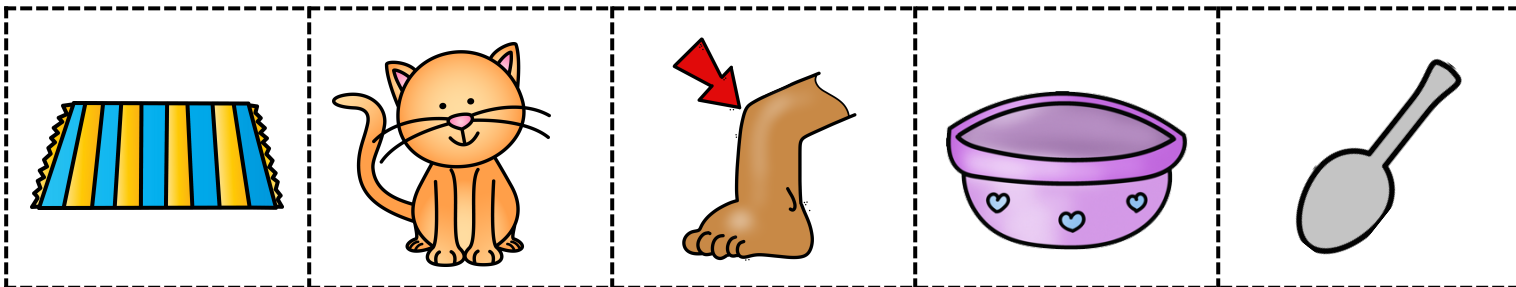
1. Laminate the pages and cut on the dotted lines. Cut out the picture cards.
2. Have students match the picture that has the same ending sound by placing the picture on the pot.

ENDING SOUND MATCH

Group A



© teachingmama.org




Answers: bee/knee, sun/spoon, net/cat, fish/dish, rug/bug

ENDING SOUND MATCH

Group B









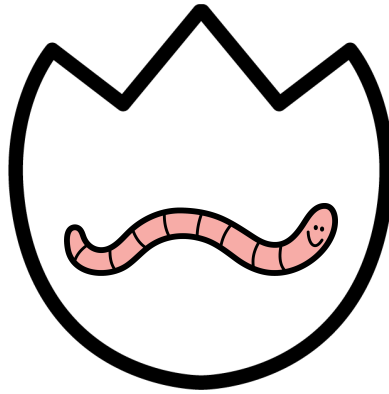


© teachingmama.org




Answers: snail/whale, cloud/bird, rainbow/pillow, bike/clock, umbrella/banana

ENDING SOUND MATCH

Group C



© teachingmama.org



Answers: duck/sock, frog/flag, rain/cane, worm/gum, kite/nut