



Decorate It



Trace It



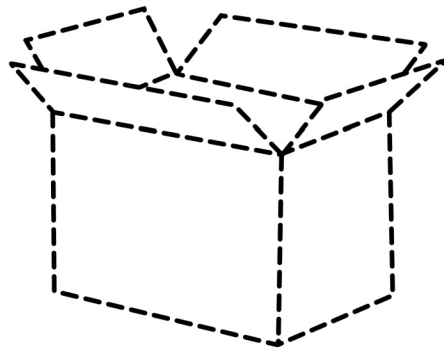
Write It

Handwriting practice lines for the letter A, consisting of four horizontal lines: a top solid line, a middle dashed line, a bottom solid line, and a descender solid line.

Decorate It




Trace It



Write It

Handwriting practice lines for the letter B, consisting of four horizontal lines: a top solid line, a middle dashed line, a bottom solid line, and a descender solid line.

Decorate It




Trace It



Write It

Handwriting practice lines for the letter C, consisting of four horizontal lines: a top solid line, a middle dashed line, a bottom solid line, and a descender solid line.

Decorate It



Trace It



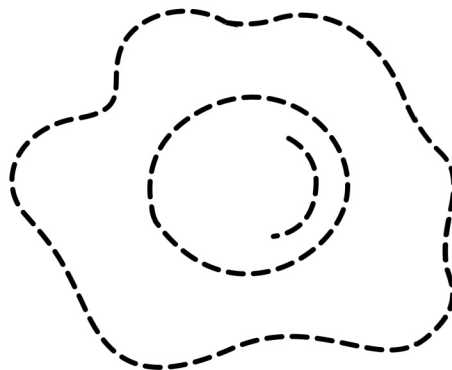
Write It

Handwriting practice lines for the letter D. It consists of four horizontal lines: a solid top line, a dashed middle line, a solid bottom line, and a solid baseline below the bottom line.

Decorate It




Trace It



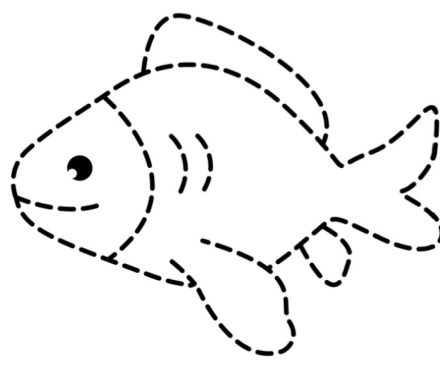
Write It

Handwriting practice lines for the letter E. It consists of four horizontal lines: a solid top line, a dashed middle line, a solid bottom line, and a solid baseline below the bottom line.

Decorate It



Trace It



Write It

Handwriting practice lines for the letter F. It consists of four horizontal lines: a solid top line, a dashed middle line, a solid bottom line, and a solid baseline below the bottom line.

Decorate It




Trace It




Write It

Handwriting practice lines for the letter C, consisting of a solid top line, a dashed middle line, and a solid bottom line.

Decorate It




Trace It



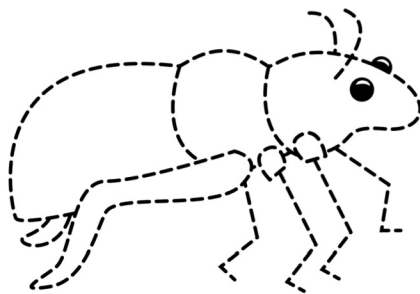
Write It

Handwriting practice lines for the letter H, consisting of a solid top line, a dashed middle line, and a solid bottom line.

Decorate It




Trace It



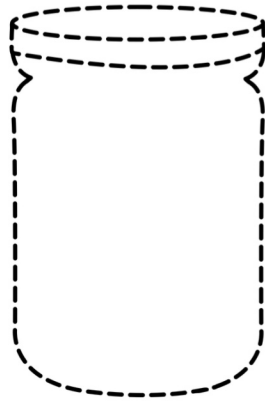
Write It

Handwriting practice lines for the letter I, consisting of a solid top line, a dashed middle line, and a solid bottom line.

Decorate It




Trace It



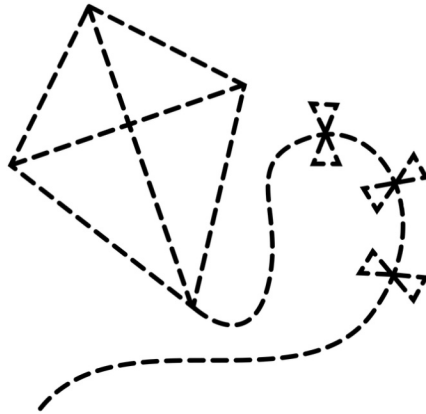
Write It

Handwriting practice lines for the letter 'J', consisting of two sets of three horizontal lines (top, dashed middle, bottom).

Decorate It




Trace It



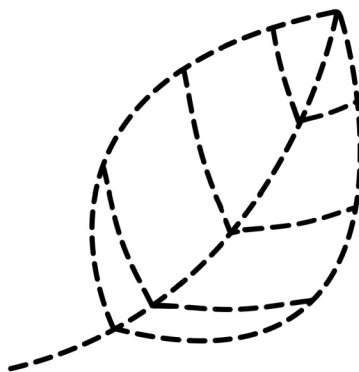
Write It

Handwriting practice lines for the letter 'K', consisting of two sets of three horizontal lines (top, dashed middle, bottom).

Decorate It




Trace It




Write It

Handwriting practice lines for the letter 'L', consisting of two sets of three horizontal lines (top, dashed middle, bottom).

Decorate It



Trace It



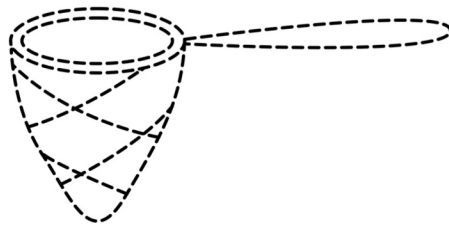
Write It

Handwriting practice lines for the letter M, consisting of two sets of three horizontal lines: a solid top line, a dashed middle line, and a solid bottom line.

Decorate It




Trace It



Write It

Handwriting practice lines for the letter N, consisting of two sets of three horizontal lines: a solid top line, a dashed middle line, and a solid bottom line.

Decorate It




Trace It




Write It

Handwriting practice lines for the letter O, consisting of two sets of three horizontal lines: a solid top line, a dashed middle line, and a solid bottom line.

Decorate It



Trace It



Write It

Decorate It



Trace It

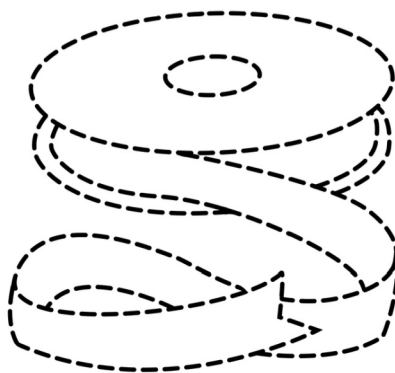


Write It

Decorate It



Trace It



Write It

Decorate It




Trace It



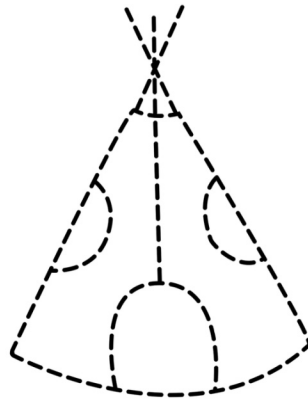
Write It

Handwriting practice lines for the letter S, consisting of four horizontal lines: a solid top line, a dashed middle line, a solid bottom line, and a solid baseline.

Decorate It



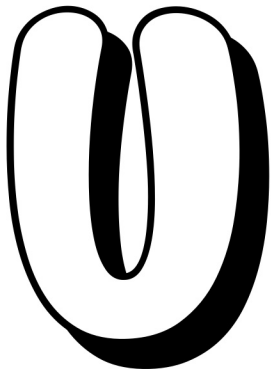
Trace It



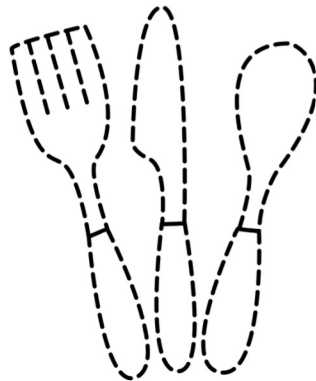
Write It

Handwriting practice lines for the letter T, consisting of four horizontal lines: a solid top line, a dashed middle line, a solid bottom line, and a solid baseline.

Decorate It




Trace It



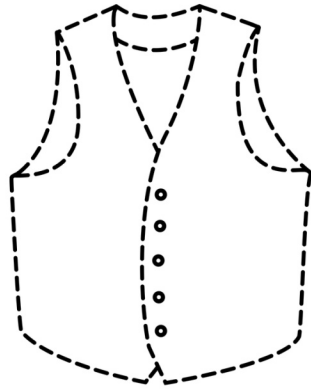
Write It

Handwriting practice lines for the letter U, consisting of four horizontal lines: a solid top line, a dashed middle line, a solid bottom line, and a solid baseline.

Decorate It



Trace It



Write It

Handwriting practice lines for the letter U, consisting of two sets of three horizontal lines (top, dashed middle, bottom).

Decorate It



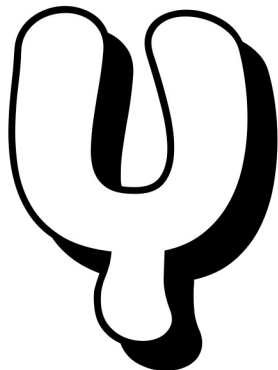
Trace It



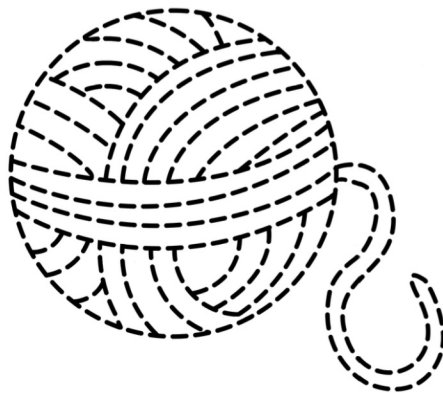
Write It

Handwriting practice lines for the letter W, consisting of two sets of three horizontal lines (top, dashed middle, bottom).

Decorate It



Trace It



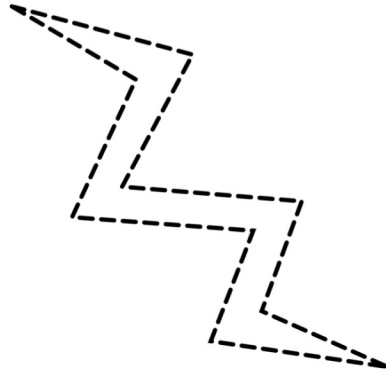
Write It

Handwriting practice lines for the letter Y, consisting of two sets of three horizontal lines (top, dashed middle, bottom).

Decorate It



Trace It



Write It

Thank you for downloading!

Graphic Credit goes to:



Thank you so much for downloading this printable! I hope you find it helpful!

These printables are for personal or classroom use only. That means you cannot copy, reproduce, or change any content from the download, except for your own personal, non-commercial use.

You may not redistribute the contents of my downloads in whole or in part, for any reason.

Please do not link directly to the PDF online or share this on Dropbox or another shared website.

Make sure to use the most current version of Adobe Reader to avoid any printing problems.

If you have any questions, please email me at angela@teachingmama.org