

Thank you for downloading!

Thank you so much for downloading this printable! I hope you find it helpful!

These printables are for personal or classroom use only. That means you cannot copy, reproduce, or change any content from the download, except for your own personal, non-commercial use.

- You may **not** redistribute the contents of my downloads in whole or in part, for any reason.
- Please do not link directly to the PDF online or share this on Dropbox or another shared website.

Make sure to use the most current version of Adobe Reader to avoid any printing problems.

If you have any questions, please email me at angela@teachingmama.org

Notes –

1. Shapes are the same for each set. You will print blank shape page four times.
2. If cutting these shapes is too difficult, you can cut them out for the students.










Clip art credit:



Name: _____

Date: _____


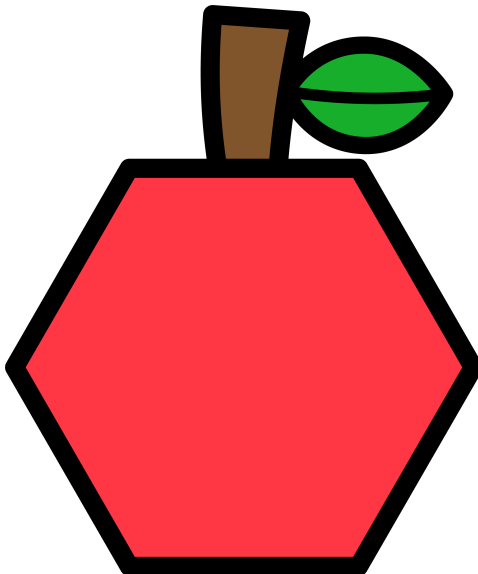

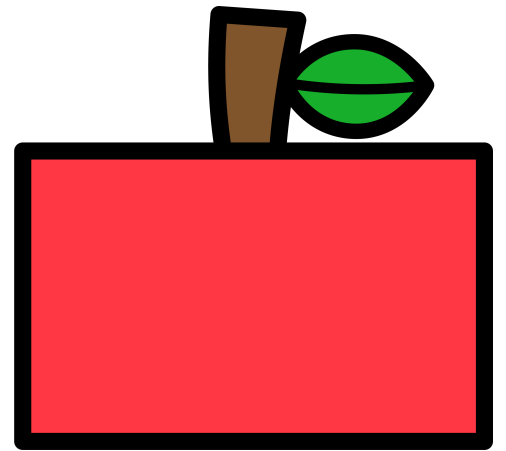





Directions: Cut out the blank shapes and match them to the acorns.



Name:

Date:

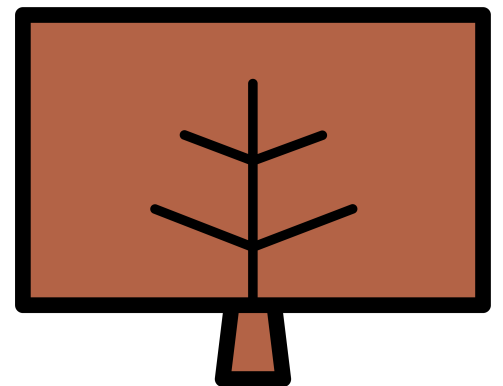
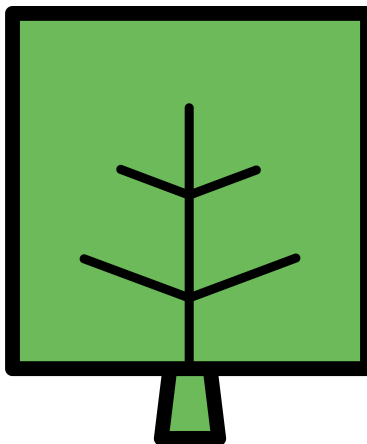






Directions: Cut out the blank shapes and match them to the acorns.



Name: _____

Date: _____

Directions: Cut out the blank shapes and match them to the acorns.



Name: _____

Date: _____

Directions: Cut out the blank shapes and match them to the acorns.

