

Thank you for downloading!

Thank you so much for downloading this printable! I hope you find it helpful!

These printables are for personal or classroom use only. That means you cannot copy, reproduce, or change any content from the download, except for your own personal, non-commercial use.

- You may **not** redistribute the contents of my downloads in whole or in part, for any reason.
- Please do not link directly to the PDF online or share this on Dropbox or another shared website.


Make sure to use the most current version of Adobe Reader to avoid any printing problems.

If you have any questions, please email me at angela@teachingmama.org


Clip art credit:



My Self Portrait Journal




Name:




August

self portrait




This is how I write my name:



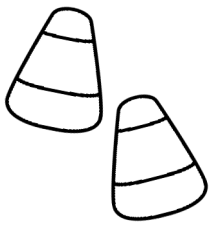
September

self portrait

A large, empty rectangular box with a thick black border, intended for a child to draw a self-portrait.


This is how I write my name:

Three horizontal lines for handwriting practice: a solid top line, a dashed middle line, and a solid bottom line.




October

self portrait


A large, empty rectangular box with a thick black border, intended for a child to draw a self-portrait.

This is how I write my name:

A set of three horizontal lines for handwriting practice. The top line is solid, the middle line is dashed, and the bottom line is solid.




November



self portrait

This is how I write my name:



December



self portrait

A large, empty rectangular box with a thick black border, intended for a child to draw a self-portrait.

This is how I write my name:

Three horizontal lines for handwriting practice: a solid top line, a dashed middle line, and a solid bottom line.




January


self portrait



This is how I write my name:



February





self portrait

A large, empty rectangular box with a thick black border, intended for a child to draw a self-portrait.




This is how I write my name:

Three horizontal lines for handwriting practice: a solid top line, a dashed middle line, and a solid bottom line.



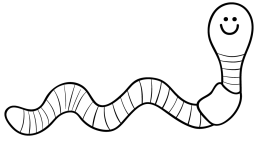
March

self portrait



This is how I write my name:






April

self portrait




This is how I write my name:



May

self portrait

A large, empty rectangular box with a thick black border, intended for a child to draw a self-portrait.

This is how I write my name:

Three horizontal lines for handwriting practice: a solid top line, a dashed middle line, and a solid bottom line.