

# Thank you for downloading!

Thank you so much for downloading this printable! I hope you find it helpful!

These printables are for personal or classroom use only. That means you cannot copy, reproduce, or change any content from the download, except for your own personal, non-commercial use.

- You may **not** redistribute the contents of my downloads in whole or in part, for any reason.
- Please do not link directly to the PDF online or share this on Dropbox or another shared website.


Make sure to use the most current version of Adobe Reader to avoid any printing problems. If you have any questions, please email me at [angela@teachingmama.org](mailto:angela@teachingmama.org)

For more details on how to make this craft, visit [HERE](#).  
Here is what the scarecrow will look like:




Name: \_\_\_\_\_


# Shape Scarecrow



**circles**



**rectangles**



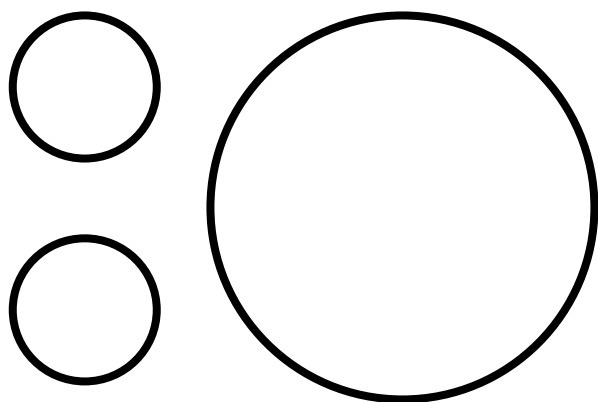
**triangles**

Follow the directions for coloring the shapes. Cut out the shapes and create your shape scarecrow. Glue the pieces to the first page.

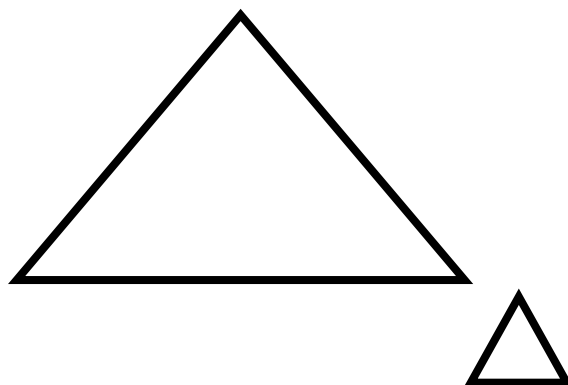
Leave these white for the eyes, or use googly eyes!



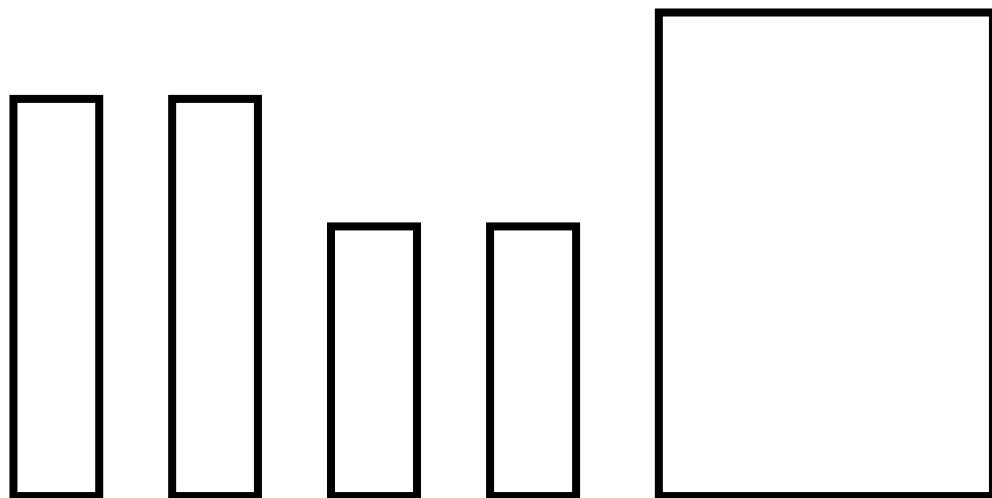
Color yellow.



Color green.



Color brown.



Color orange.

