

Thank you for downloading!

Thank you so much for downloading this printable! I hope you find it helpful!

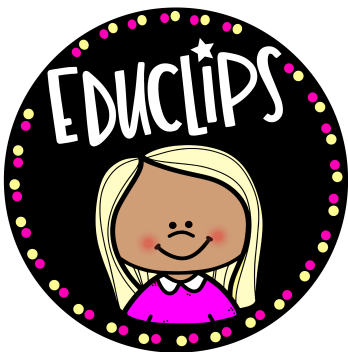
These printables are for personal or classroom use only. That means you cannot copy, reproduce, or change any content from the download, except for your own personal, non-commercial use.

- You may **not** redistribute the contents of my downloads in whole or in part, for any reason.
- Please do not link directly to the PDF online or share this on Dropbox or another shared website.

Make sure to use the most current version of Adobe Reader to avoid any printing problems.

If you have any questions, please email me at angela@teachingmama.org

Clip art credit:



--	--

19

--	--

18

--	--

17

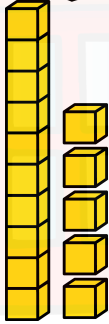
●	●
●	●
●	●
●	●
●	●
●	●
●	●
●	●

--	--

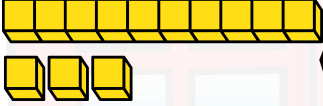
16

●	●
●	●
●	●
●	●
●	●
●	●

<table border="1" style="width: 100%; border-collapse: collapse;"> <tr><td>●</td><td>●</td><td>●</td><td>●</td><td>●</td></tr> <tr><td>●</td><td>●</td><td>●</td><td>●</td><td>●</td></tr> </table>	●	●	●	●	●	●	●	●	●	●	<table border="1" style="width: 100%; border-collapse: collapse;"> <tr><td>●</td><td>●</td><td></td><td></td><td></td></tr> <tr><td>●</td><td>●</td><td>●</td><td></td><td></td></tr> </table>	●	●				●	●	●		
●	●	●	●	●																	
●	●	●	●	●																	
●	●																				
●	●	●																			



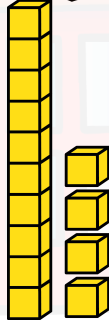
15

	<table border="1" style="width: 100%; border-collapse: collapse;"> <tr><td>●</td><td>●</td></tr> <tr><td>●</td><td>●</td></tr> <tr><td>●</td><td>●</td></tr> <tr><td>●</td><td>●</td></tr> <tr><td>●</td><td>●</td></tr> <tr><td>●</td><td>●</td></tr> <tr><td>●</td><td>●</td></tr> <tr><td>●</td><td>●</td></tr> <tr><td> </td><td> </td></tr> <tr><td> </td><td> </td></tr> </table>	●	●	●	●	●	●	●	●	●	●	●	●	●	●	●	●				
●	●																				
●	●																				
●	●																				
●	●																				
●	●																				
●	●																				
●	●																				
●	●																				

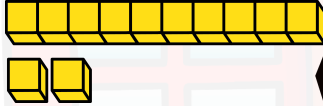
13

●	●
●	

<table border="1" style="width: 100%; border-collapse: collapse;"> <tr><td>●</td><td>●</td><td>●</td><td>●</td><td>●</td></tr> <tr><td>●</td><td>●</td><td>●</td><td>●</td><td>●</td></tr> </table>	●	●	●	●	●	●	●	●	●	●	<table border="1" style="width: 100%; border-collapse: collapse;"> <tr><td>●</td><td>●</td><td></td><td></td><td></td></tr> <tr><td>●</td><td>●</td><td></td><td></td><td></td></tr> </table>	●	●				●	●			
●	●	●	●	●																	
●	●	●	●	●																	
●	●																				
●	●																				



14

	<table border="1" style="width: 100%; border-collapse: collapse;"> <tr><td>●</td><td>●</td></tr> <tr><td>●</td><td>●</td></tr> <tr><td>●</td><td>●</td></tr> <tr><td>●</td><td>●</td></tr> <tr><td>●</td><td>●</td></tr> <tr><td> </td><td> </td></tr> <tr><td> </td><td> </td></tr> <tr><td> </td><td> </td></tr> <tr><td> </td><td> </td></tr> <tr><td> </td><td> </td></tr> </table>	●	●	●	●	●	●	●	●	●	●										
●	●																				
●	●																				
●	●																				
●	●																				
●	●																				

12

●	●

A worksheet for a math activity. At the top, there are two 2x5 grids. The left grid contains 10 black circles, and the right grid contains 1 black circle. Below the grids is a house-shaped frame. The left side of the house contains a bar graph with 10 yellow blocks in a tall column and 1 yellow block in a short column. The right side of the house contains two vertical black bars. In the background, a pink school building is visible with a sign that says "SCHOOL".