

# Thank you for downloading!

Thank you so much for downloading this printable! I hope you find it helpful!

These printables are for personal or classroom use only. That means you cannot copy, reproduce, or change any content from the download, except for your own personal, non-commercial use.

- You may **not** redistribute the contents of my downloads in whole or in part, for any reason.
- Please do not link directly to the PDF online or share this on Dropbox or another shared website.

Make sure to use the most current version of Adobe Reader to avoid any printing problems.

If you have any questions, please email me at [angela@teachingmama.org](mailto:angela@teachingmama.org)

Clip art credit:





Name: \_\_\_\_\_




# Coins

Match the coins. Cut out the pieces below and glue them to the boxes.

Penny



Nickel





Name: \_\_\_\_\_




# Coins

Match the coins. Cut out the pieces below and glue them to the boxes.

Penny



Nickel






Name: \_\_\_\_\_



# Coins

Match the coins. Cut out the pieces below and glue them to the boxes.

Dime



Quarter



25¢






10¢

Name: \_\_\_\_\_

# Coins

Match the coins. Cut out the pieces below and glue them to the boxes.

Dime



Quarter

