


ST. PATRICK'S DAY

Q-TIP PAINTING

Dip a q-tip in paint and fill in the circles.

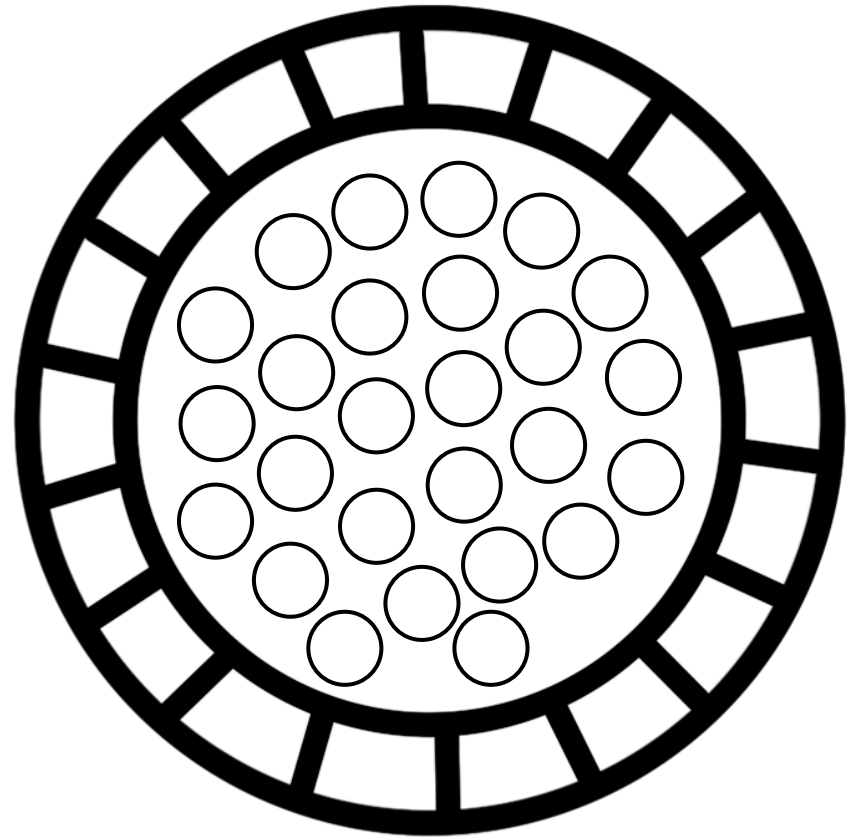
Name: _____

Date: _____



shamrock

gold coin




ST. PATRICK'S DAY

Q-TIP PAINTING

Dip a q-tip in paint and fill in the circles.

Name: _____

Date: _____



rainbow

ST. PATRICK'S DAY


Q-TIP PAINTING

Dip a q-tip in paint and fill in the circles.

Name: _____

Date: _____

pot of gold




ST. PATRICK'S DAY

POMPOM SORTING

Sort the pompoms by color.

Name: _____

Date: _____



yellow



green


ST. PATRICK'S DAY

POMPOM SORTING


Sort the pompoms by color.

Name: _____

Date: _____



pink



purple


ST. PATRICK'S DAY

POMPOM SORTING


Sort the pompoms by color.

Name: _____

Date: _____



orange



blue


ST. PATRICK'S DAY

SHAMROCK COLLAGE

Place stickers on the shamrock template to decorate it.

Name: _____

Date: _____






ST. PATRICK'S DAY

CUT AND PASTE

Cut the colored shamrocks and glue each one to the matching spot on each pattern.

Name: _____

Date: _____





ST. PATRICK'S DAY

CUT AND PASTE

Cut the colored shamrocks and glue each one to the matching spot on each pattern.

Name: _____

Date: _____






ST. PATRICK'S DAY

CUT AND PASTE

Cut the colored shamrocks and glue each one to the matching spot on each pattern.

Name: _____

Date: _____






ST. PATRICK'S DAY

CUT AND PASTE

Cut the colored shamrocks and glue each one to the matching spot on each pattern.

Name: _____

Date: _____



ST. PATRICK'S DAY

COLOR AND COUNT


Color the rainbow, count the hanging shamrocks, and write the number in the blank.

Name: _____

Date: _____



I see _____
shamrocks.



I see _____
shamrocks.


ST. PATRICK'S DAY

COLOR AND COUNT


Color the rainbow, count the hanging shamrocks, and write the number in the blank.

Name: _____

Date: _____



I see _____
shamrocks.



I see _____
shamrocks.

ST. PATRICK'S DAY

COLOR AND COUNT


Color the rainbow, count the hanging shamrocks, and write the number in the blank.

Name: _____

Date: _____



I see _____
shamrocks.



I see _____
shamrocks.


ST. PATRICK'S DAY

COLOR AND COUNT


Color the rainbow, count the hanging shamrocks, and write the number in the blank.

Name: _____

Date: _____



I see _____
shamrocks.



I see _____
shamrocks.


ST. PATRICK'S DAY

COLOR AND COUNT


Color the rainbow, count the hanging shamrocks, and write the number in the blank.

Name: _____

Date: _____



I see _____
shamrocks.



I see _____
shamrocks.

ST. PATRICK'S DAY

PLAYDOUGH MAT



Create a colorful rainbow and a pot filled with gold coins at the end.

ST. PATRICK'S DAY

PLAYDOUGH MAT




Shape a green hat with a buckle for a
playful leprechaun.

ST. PATRICK'S DAY

PLAYDOUGH MAT

Make lots of green shamrocks and
arrange them in a garden.



Credits:

