

Thank you for downloading!

Thank you so much for downloading this printable! I hope you find it helpful!

These printables are for personal or classroom use only. That means you cannot copy, reproduce, or change any content from the download, except for your own personal, non-commercial use.

- You may **not** redistribute the contents of my downloads in whole or in part, for any reason.
- Please do not link directly to the PDF online or share this on Dropbox or another shared website.

Make sure to use the most current version of Adobe Reader to avoid any printing problems.

If you have any questions, please email me at angela@teachingmama.org




Directions:

Practice matching uppercase letters to lowercase letters with this hands-on activity!

1. Laminate the pages and cut on the dotted lines. Cut out the lowercase cards.
2. Have students match the uppercase letter to the lowercase letter and place the card on the pot.
3. *If you want this as a worksheet activity, you can skip laminating.*

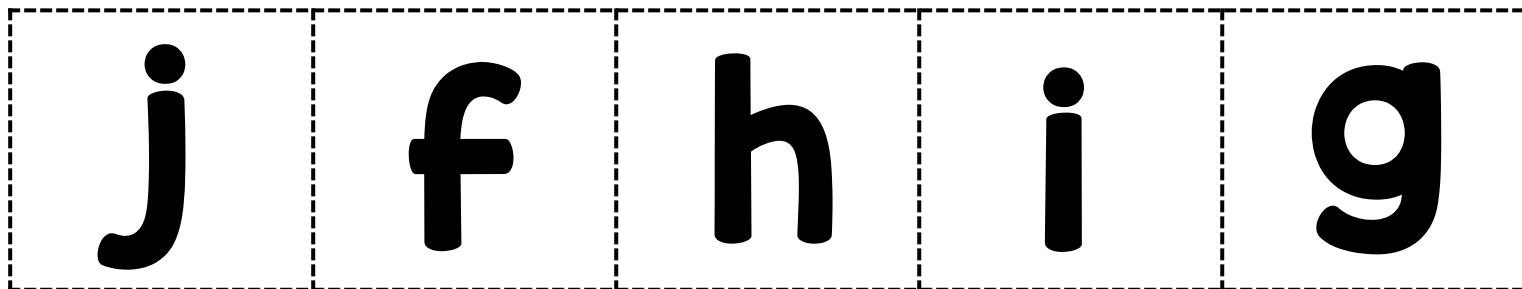

ALPHABET FLOWERS

Group A




ALPHABET FLOWERS

Group B



ALPHABET FLOWERS

Group C





© teachingmama.org

n l o m k

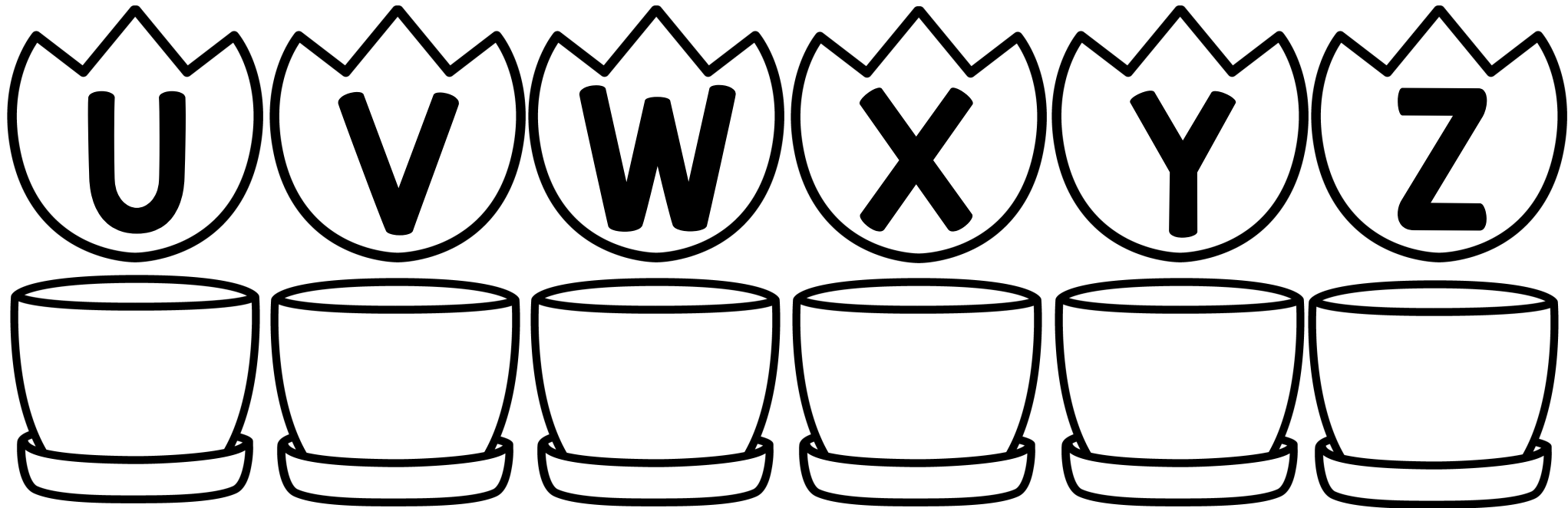
ALPHABET FLOWERS

Group D



ALPHABET FLOWERS

Group E



© teachingmama.org

